



MELODY



**Bathroom and Designer Radiators**

# ISAN

As a Czech manufacturer of heating radiators, we have been on the market since 1953. Our extensive product portfolio includes Melody bathroom and designer radiators, Termo trench heaters, Atol column radiators, Exact lamellar and radiant convectors, Spiral finned-tube radiators, Ecolite convectors with AL-Cu exchangers for low-temperature heating and Sofito ceiling panels.

We continuously respond to current trends, adapting our product portfolio accordingly. In addition to standard heating units, we also offer custom-made radiators. We excel in high-quality product processing, short delivery times, flexibility and professional customer service.

## Online configurator Melody

Please visit [www.isan.cz](http://www.isan.cz) to configure your own heating unit, including atypical dimensions.

This will instantly give you a general idea of the performance and price of the product.

Melody Configurator functions:

- unit performance and price information
- quick creation of an order code
- graphic preview of the configured unit
- e-mailing the completed configuration to a specified address



Type of heating

Model <input type="text" value="- Choose model -"/>	Height <i>(standard dimensions highlighted in bold)</i> <input type="text" value="- Choose height -"/>	Width <i>(standard dimensions highlighted in bold)</i> <input type="text" value="- Choose width -"/>
Type of heating unit ⓘ <input type="text" value="- Choose type -"/>	Connection type <input type="text" value="- Choose connectio..."/>	Colour ⓘ <input type="text" value="- Choose colour -"/>
<input type="checkbox"/> Anti-corrosive PRIMER		
Product code	Price(without VAT)	Output(75/65/20°C)

# Table of Contents

## Introduction / 2-5

Nexus system <b>NEW PRODUCT</b>	2
Regulators	3
Melody unit overview	4

## Bathroom and Designer Radiators / 8-89

Ori	8	Rytmo	52
Ori Open	10	Rytmo with hooks	52
Nias	12	Miro	54
Finix	14	Echo	56
Life <b>NEW PRODUCT</b>	16	Echo Inox	56
Arte	18	Falco <b>NEW PRODUCT</b>	58
Variant Cool	20	Space <b>NEW PRODUCT</b>	60
Variant Mirror	20	Mapia Sky <b>NEW PRODUCT</b>	62
Variant	22	Mapia Sky Plus <b>NEW PRODUCT</b>	62
Variant Photo	22	Atria	64
Carme	24	Club Sky <b>NEW PRODUCT</b>	66
Collom	26	Quadrat Sky <b>NEW PRODUCT</b>	68
Collom Double	28	Quadrat Sky Plus <b>NEW PRODUCT</b>	68
Collom Uni	30	Quadrat Inox	70
Collom Mirror	32	Quadrat Chrom	70
Collom Double Horizontal	34	Gradda Inox	72
Octava	36	Aura	74
Octava Double	36	Aura Chrom	74
Gala	38	Silla Inox	76
Antika Cube	40	Silla Radius Inox	76
Antika Double	40	Ikaria / Ikaria Radius /	78
Akros with hooks	42	Ikaria Double	78
Coron	44	Avondo	80
Coron Double Horizontal	44	Palmyra Chrom	82
Calypso	46	Grenada Chrom	84
Fresh	48	Grenada Radius Chrom	84
Fresh Chrom	48	Grenada	86
Flexi	50	Grenada Radius	86
Flexi with hooks	50	Grenada Plus <b>NEW PRODUCT</b>	88

## Electric radiators with heating foil / 92-97

E-Cult	92	E-Saga	96
E-Arte	94	E-Stela	96









## Accessories and technical information / 99-119

Anti-corrosive primer	99	Other regulators	110
Rails	100	MELODY Bathroom Radiators - General Information	111
Magnetic accessories	100	MELODY Designer Radiator Ordering Process	112
Connection Options	101	Pastel shades for the bathroom	114
Thermostatic Packs	102	Colour Reference Chart	115
Heating Unit Electrical Connection	106	Alphabetical Product Listing	116
Basic installation and operation guidelines	107	Custom-Made Radiator	118
Electric Drying	107		
Regulators with Nexus system	108		

## Others / 120-125

Atol	120	Exact	123
Spiral	121	Termo	124
Ecolite	122	Sofito <b>NEW PRODUCT</b>	125

### Key

	Radiators connectible to the central heating system		Electric radiator with heating rod		One-sided into space fixing		Chrome-plated finish
	Connection to central heating system and also for electric heating		Bathroom radiator accessories		Printed motif		Corrosion protection

All rights to changes and printing errors reserved. / The colours presented in the printed colour chart and all heating unit colours are for reference only.

# The New and Unique Nexus system

The innovative heating rod – regulator connection facilitates the replacement of the existing regulator for a new one with a different design or improved functions.



SOLO



RIO

NEO

## Benefits



Nexus system heating rod compatibility with any Nexus regulator



quick and easy installation\*

\*Installation may only be performed by qualified persons



# Regulators with the Nexus system

**NEW PRODUCTS**



Order code: O30-1S000G01-01\_EN



Order code: O30-1S000G80-01\_EN

## Solo

- basic regulator with Nexus system designed for electric dryers
- control by touch buttons
- operating modes (timer, boost, antifreeze)



Order code: O30-1S000Q01-01\_EN  
Order code: O30-1S000F01-01\_EN (WIFI)



Order code: O30-1S000Q80-01\_EN  
Order code: O30-1S000F80-01\_EN (WIFI)

## Rio

- stylish regulator with Nexus system for electric radiators
- easy-to-read backlit LCD display
- operating modes (timer, boost, antifreeze)
- Wi-Fi option for remote control of the regulator



Order code: O30-1S000Y01-01\_EN  
Order code: O30-1S000X01-01\_EN (WIFI)



Order code: O30-1S000Y80-01\_EN  
Order code: O30-1S000X80-01\_EN (WIFI)

## Neo

- stylish regulator with Nexus system for electric radiators
- tilted backlit LCD display for easy operation
- operating modes (ECO, weekly program, open window detection)
- Wi-Fi option for remote control of the regulator

for more information see page 108-111

## Other regulators



**NEW PRODUCT**

### Z heating rod

- heating rod without a regulator
- straight supply cord



## Mini PW

- basic regulator with a dial
- white and chrome version



**NEW PRODUCT**

### Vision

- programmable electrical regulator
- control via a mobile app
- many function



### Gateway

- electric heating controller
- multiple unit control
- energy saving



p. 8  
**Ori**



p. 10  
**Ori Open**



p. 12  
**Nias**



p. 14  
**Finix**



p. 16  
**Life**

NEW PRODUCT



p. 18  
**Arte**



p. 32  
**Collom Mirror**



p. 34  
**Collom Double Horizontal**



p. 36  
**Octava Double**



p. 38  
**Gala**




p. 40  
**Antika Cube**  
**Antika Double**




p. 42  
**Akros with hooks**



p. 52  
**Rytmo with hooks**



p. 54  
**Miro**



p. 56  
**Echo**  
**Echo Inox**



p. 58  
**Falco**

NEW PRODUCT



p. 60  
**Space**

NEW PRODUCT



p. 62  
**Mapia Sky**

NEW PRODUCT



p. 72  
**Gradda Inox**



p. 74  
**Aura**  
**Aura Chrom**



p. 76  
**Silla Radius Inox**



p. 78  
**Ikaria / Ikaria Radius / Ikaria Double**



p. 80  
**Avondo**



p. 82  
**Palmyra Chrom**



p. 20  
**Variant Cool**  
**Variant Mirror**



p. 22  
**Variant**  
**Variant Photo**



p. 24  
**Carme**



p. 26  
**Collom**



p. 28  
**Collom Double**



p. 30  
**Collom Uni**



p. 44  
**Coron**  
**Coron Double Horizontal**



p. 46  
**Calypso**



p. 48  
**Fresh**  
**Fresh Chrom**



p. 50  
**Flexi**



p. 50  
**Flexi with hooks**



p. 52  
**Rytmo**



p. 62  
**Mapia Sky Plus**



p. 64  
**Atria**



p. 66  
**Club Sky**



p. 68  
**Quadrat Sky**



p. 68  
**Quadrat Sky Plus**



p. 70  
**Quadrat Inox**  
**Quadrat Chrom**



p. 84  
**Grenada Chrom**  
**Grenada Radius Chrom**



p. 86  
**Grenada**  
**Grenada Radius**




p. 88  
**Grenada Plus**



p. 92  
**E-Cult**



p. 94  
**E-Arte**



p. 96  
**E-Saga**  
**E-Stela**



**Bathroom and Designer  
Radiators  
8-96**





# Ori

Elegance, modern look and an extra thin design are the key advantages of the Ori radiator. Its thin body uses a minimum amount of water, thus saving heat energy while heating the heat transfer medium. Simple design, easy handling and fast installation. The model can be complemented with stainless steel rails.

<b>Ori</b>	steel cover
Material	steel cover
Connection threads	2× G1/2"
Testing overpressure	0,78 MPa
Max. op. overpressure	0,6 MPa
Max. op. temperature	90 °C



1.



2.



3.

1. Ori - Lava ash texture S33 [27] - with a two-sided rail / 2. Ori electric with reg. Rio white - Snow white texture S09 [68] /3. Ori - Slate texture S10 [69]





## Modification options

Surface treatment	
Height range [mm]	
Length range [mm]	
Electric version	
Standard connection (SK)	
Middle connection (SM)	
Side connection (SB)	
One-sided into space fixing	

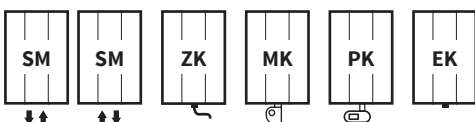
## Ori

colour structure	
NO	
NO	
YES (additional charge)	
NO	
STANDARD	
NO	
NO	

## Accessories

-  Colour ref. chart page 115
-  Bath. accessories page 100
-  Thermostatic packs page 102
-  Electric regulators page 108

## Connection Options



The type of connection must be specified in the order; for more information see page 112, positions 13 and 14.



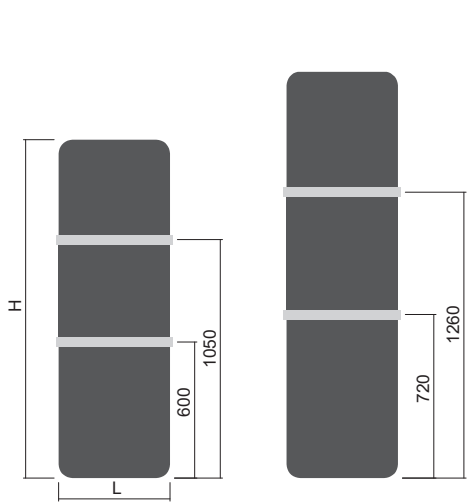


Height (H) Length (L) [mm]	Depth (B)	Weight	Water capacity	Temperature exponent	Output 75/65/20°C	Power input Z heat rod, Mini PW, Vision	Power input Solo, Rio, Neo	Connection span (Z)	Colour structure	Electric
code	[mm]	[kg]	[l]	[-]	[W]	[W]	[W]	[mm]		
DORI 1490 0490	5	17,4	1,2	1,291	681	700	600	50	✓	✓
DORI 1790 0490	5	20,8	1,5	1,288	823	800	800	50	✓	✓

For ordering procedure see page 112 / The weight of Ori units does not include water and packaging / The depth of Ori radiators at the connection point is 45 mm / The Ori features a slight radius / Ori radiators are only available in colour variations with a structured surface, see the colour chart.

## Type height (H) / length (L) [mm]

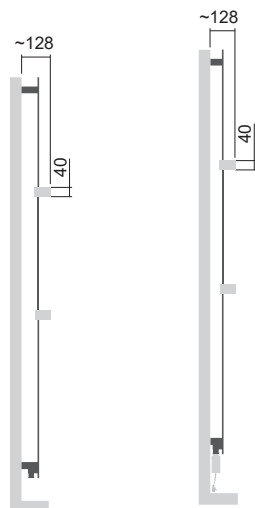
### Ori



H: 1490  
L: 0490

H: 1790  
L: 0490

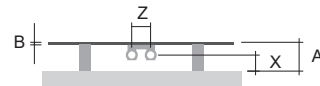
### Ori electric



Option of adding up to 2 rails

## Mounting

### Ori



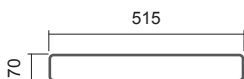
Type	X [mm]	A [mm]
Metal brackets	45-55	75-85

### Ori electric



Type	X [mm]	A [mm]
Metal brackets	15-25	45-55

## Rails



### Two-sided brushed stainless steel rails

Length [mm]	Code
490	O15MN81-82

### Two-sided polished stainless steel rail

Length [mm]	Code
490	O15MN87-82

### Two-sided rail - painted RAL 9016

Length [mm]	Code
490	O15MN01-82




Ori - Sapphire S30 [24]



# Ori Open

The simplicity of the Ori Open heater complements the modern design of Ori radiators. It features practical openings which can be used to warm up fabrics without having to use a rail. The thin design using a minimum amount of water reduces the consumption of heat energy.

Material	steel cover
Connection threads	2× G1/2"
Testing overpressure	0,78 MPa
Max. op. overpressure	0,6 MPa
Max. op. temperature	90 °C



1. Ori Open - Ivory texture S08 [67]/2. Ori Open - Sandstone texture S13 [72]/3. Ori Open - Slate texture S10 [69]




## Modification options

Surface treatment	
Height range [mm]	
Length range [mm]	
Electric version	
Standard connection (SK)	
Middle connection (SM)	
Side connection (SB)	
One-sided into space fixing	

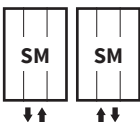
## Ori Open

colour structure	
NO	
NO	
NO	
NO	
STANDARD	
NO	
NO	

## Accessories

-  Colour ref. chart page 115
-  Bath. accessories page 100
-  Thermostatic packs page 102

## Connection Options



The type of connection must be specified in the order, for more information see page 112, positions 13 and 14.

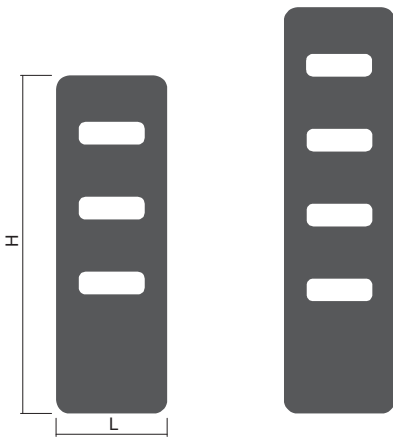
# Ori Open



Height (H) Length (L) [mm]	Depth (B)	Weight	Water capacity	Temperature exponent	Output 75/65/20°C	Connection span (Z)	Colour structure	Electric
code	[mm]	[kg]	[l]	[-]	[W]	[mm]		
DORO 1490 0490	5	16,1	0,9	1,291	662	50	✓	-
DORO 1790 0490	5	18,8	1,1	1,288	788	50	✓	-

For ordering procedure see page 112 / The weight of radiators does not include water and packaging / The depth of Ori Open radiators at the connection point is 45 mm / The Ori Open radiator is only available in colour variations with a structured surface, see the colour chart

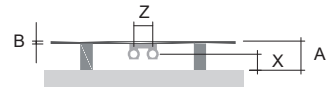
## Type height (H) / length (L) [mm]




H: 1490  
L: 0490

H: 1790  
L: 0490

## Mounting



Type	X [mm]	A [mm]
Metal brackets	45-55	75-85



Ori Open - Sandstone texture S13 [72]

View the product video



# Nias

The steel sections of Nias radiators are arranged into staggered wave patterns to refract light and create unique interior decoration, ideal for restaurants, hotels and residential and commercial settings.

Material	steel pipes Ø 28 mm steel profiles 70×11 mm
Connection threads	2 × G1/2"
Testing overpressure	0,65 MPa
Max. op. overpressure	0,5 MPa
Max. op. temperature	95 °C



1.



2.

1. Nias - Gold olive texture S28 [22] with a one-sided rail / 2. Nias - Light grey texture S37 [49]




## Modification options

Surface treatment	
Height range [mm]	
Length range [mm]	
Electric version	
Middle connection (SM)	
Side connection (SB)	
One-sided into space fixing	

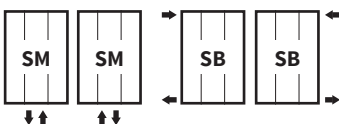
## Nias

colour structure	
NO	
NO	
NO	
STANDARD	
YES (additional charge)	
NO	

## Accessories

-  Colour ref. chart page 115
-  Bath. accessories page 100
-  Thermostatic packs page 102

## Connection Options



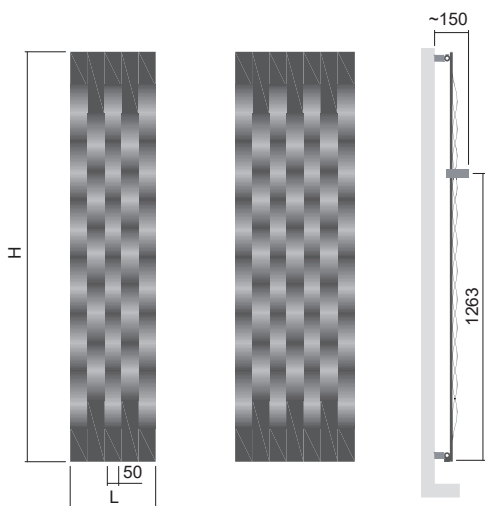
The type of connection must be specified in the order, for more information see page 112, positions 13 and 14.



Height (H) Length (L) [mm]	Depth (B)	Weight	Water capacity	Temperature exponent	Output 75/65/20°C	Power input	Connection span (Z)	Colour structure	Electric
code	[mm]	[kg]	[l]	[-]	[W]	[W]	[mm]		
<b>DNIA 1806 0377</b>	<b>60</b>	<b>26,7</b>	<b>5,1</b>	<b>1,272</b>	<b>671</b>	-	<b>50</b>	✓	-
<b>DNIA 1806 0528</b>	<b>60</b>	<b>37,4</b>	<b>7,2</b>	<b>1,316</b>	<b>934</b>	-	<b>50</b>	✓	-

For ordering procedure see page 112 / The weight of radiators does not include water and packaging / The Nias radiator is only available in colour variations with a structured surface, see the colour chart.

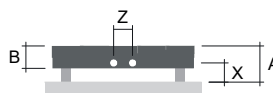
## Type height (H) / length (L) [mm]



H: 1806  
L: 0377

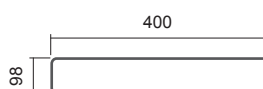
H: 1806  
L: 0528

## Mounting




Type	X [mm]	A [mm]
<b>Metal brackets</b>	<b>54-64</b>	<b>100-110</b>

## Rails



### One-sided brushed stainless steel rails

Length [mm]	Code
<b>528</b>	<b>O15MN81-40</b>



Nias - Ivory texture S08 [67]


# Finix

The Finix will be appreciated mainly by owners of family homes, cottages and chalets. They are also sure to find their use in sports or workplace dressing rooms, in wellness centres, etc. The robust steel frame features a number of practical elements designed for cloth drying. Ideal for thorough drying of jackets, gloves, hats, walking or work footwear, as well as sportswear for leisure or outdoor activities. It is also available in models designed exclusively for electric operation, not requiring any construction work prior to installation.

Material	steel profiles 40×40 mm steel profiles horizontally 25×25 mm
Connection threads	4×G1/2"
Testing overpressure	0,65 MPa
Max. op. overpressure	0,5 MPa
Max. op. temperature	75 °C
Number of profiles	17
The load capacity of the hinged shelf	max. 13 kg



1.






2.

1. Finix - Lava ash texture S33 [27] / 2. Finix electric with reg. Neo chrome - Cinnamon S35 [29]

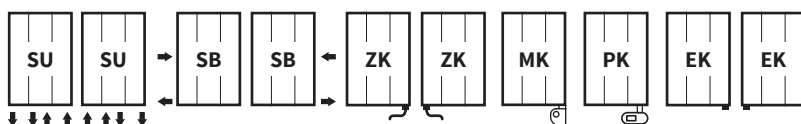
## Modification options

Surface treatment	colour
Height range [mm]	NO
Length range [mm]	NO
Electric version	YES (additional charge)
Universal connection (SU)	STANDARD
Side connection (SB)	YES (additional charge)
One-sided into space fixing	NO

## Accessories

-  Colour ref. chart page 115
-  Thermostatic packs page 102
-  Electric regulators page 108

## Connection Options



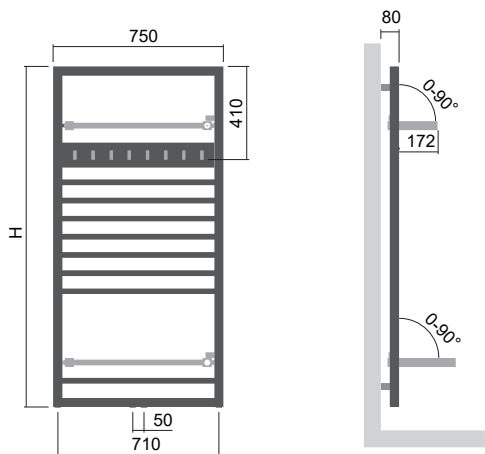
The type of connection must be specified in the order; for more information see page 112, positions 13 and 14.



Height (H)	Length (L) [mm]	Depth (B)	Weight	Water capacity	Temperature exponent	Output 75/65/20°C	Power input Z heat. rod, Mini PW, Vision	Power input Solo, Rio, Neo	Connection span (Z)	White colour RAL 9016	Electric
code	[mm]	[kg]	[l]	[-]	[W]	[W]	[W]	[mm]			
DTKR 1500 0750	40/300	20,0	12,6	1,215	912	900	1000	50/710	✓	✓	

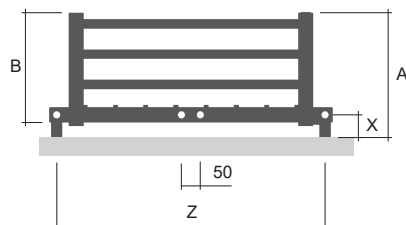
For ordering procedure see page 112 / The weight of radiators does not include water and packaging.

### Type height (H) / length (L) [mm]



H: 1500  
L: 0750

### Mounting



Type	X [mm]	A [mm]
Metal brackets	60-70	330-340



Convenient shelves and hooks for storing and warming fabrics

# Life

As the name suggests, our new heating unit combines elegance with everyday life practicality. It features a simple design complemented with hooks for fabric hanging and warming. Its performance and functionality make it suitable for modern bathrooms or lobbies.

Material	steel profiles D35×41 mm / steel pipes Ø 26 mm
Connection threads	4×G1/2"
Testing overpressure	1,3 MPa
Max. op. overpressure	1,0 MPa
Max. op. temperature	95 °C
Number of pipes	26, 33, 38



1.






2.

1. Life - Silver S05 [64] / 2. Life - Khaki S27 [21]

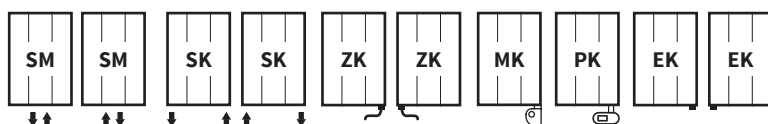
## Modification options

Surface treatment	colour
Height range [mm]	775-2175 (increase of 40)
Length range [mm]	NO
Electric version	YES (additional charge)
Dimension changes	additional charge of 30 % <sup>1)</sup>
Standard connection (SK)	STANDARD
Middle connection (SM)	YES (no additional charge)
Side connection (SB)	NO
One-sided into space fixing	NO

## Accessories

-  Colour ref. chart page 115
-  Thermostatic packs page 102
-  Electric regulators page 108

## Connection Options




The type of connection must be specified in the order; for more information see page 112, positions 13 and 14. /1) to the nearest larger standard dimension



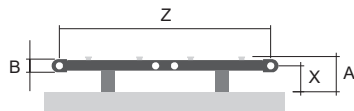
Height (H) Length (L) [mm]	Depth (B)	Weight	Water capacity	Temperature exponent	Output 75/65/20°C	Power input Z heat. rod, Mini PW, Vision	Power input Solo, Rio, Neo	Connection span (Z)	White colour RAL 9016	Electric
code	[mm]	[kg]	[l]	[-]	[W]	[W]	[W]	[mm]		
DLIF 1215 0600	35	15,4	8,6	1,272	711	700	800	559	✓	✓
DLIF 1575 0600	35	19,3	11,0	1,276	916	1000	900	559	✓	✓
DLIF 1775 0600	35	21,7	12,5	1,278	1032	1000	1000	559	✓	✓

For ordering procedure see page 112 / The weight of radiators does not include water and packaging.

## Type height (H) / length (L) [mm]



## Mounting



Type	X [mm]	A [mm]
Metal brackets	69-79	94-104

# Arte

The Arte radiator features 70×11 mm robust, efficient, steel sections covered by round stylish covers. The unit is designed both for connection to the central heating system and as an electric radiator equipped with a cartridge heater and a regulator of your choice. Functional accessories include round high-grade stainless steel rails.

Material	steel profiles 30×30 mm / steel profiles 70×11 mm steel cover
Connection threads	2 × G1/2"
Testing overpressure	0,65 MPa
Max. op. overpressure	0,5 MPa
Max. op. temperature	95 °C



1.



2.




1. Arte - Sapphire texture S30 [24] with a two-sided rail - Snow/traffic white RAL 9016 [01] / 2. Arte - Black velvet matt S40 [51] with a one and two-sided stainless steel rails

## Modification options

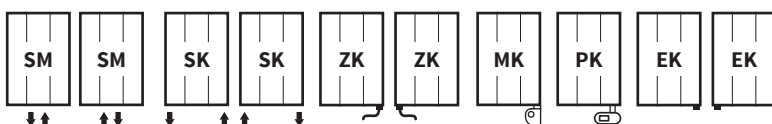
Surface treatment	colour
Height range [mm]	645-2 005 (increase of 80)
Length range [mm]	456-756 (increase of 10)
Electric version	YES (additional charge)
Dimension changes	additional charge of 30 % <sup>1)</sup>
Standard connection (SK)	STANDARD
Middle connection (SM)	YES (no additional charge)
Side connection (SB)	NO
One-sided into space fixing	NO

## Arte

## Accessories

-  Colour ref. chart page 115
-  Bath. accessories page 100
-  Electric regulators page 108

## Connection Options

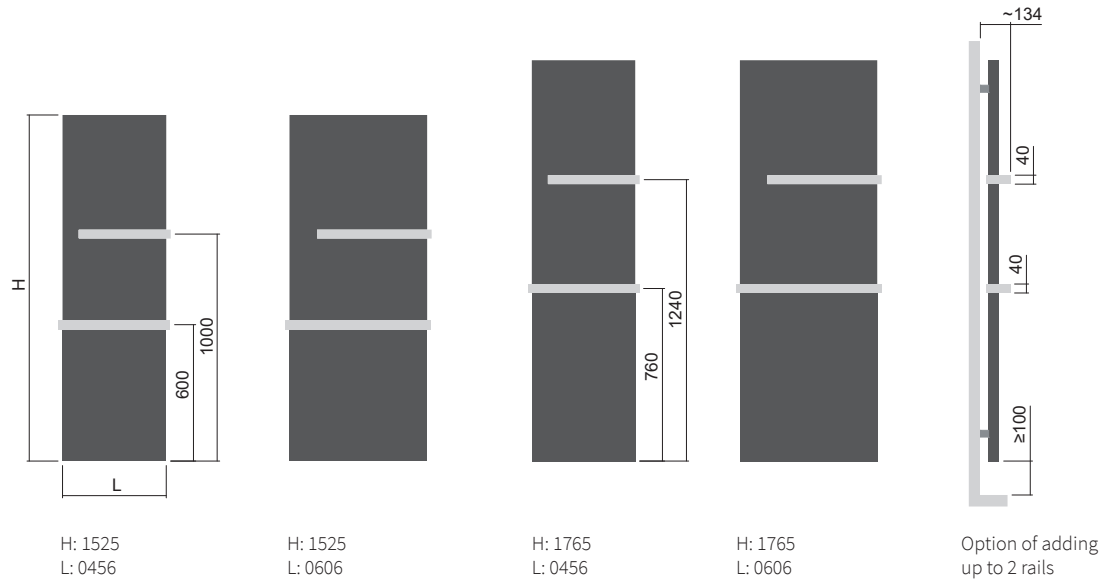


The type of connection must be specified in the order; for more information see page 112, positions 13 and 14. <sup>1)</sup> to the nearest larger standard dimension

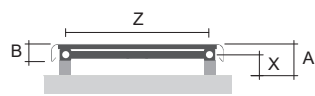
Height (H)	Length (L) [mm]	Depth (B)	Weight	Water capacity	Temperature exponent	Output 75/65/20°C	Power input Z heat. rod, Mini PW, Vision	Power input Solo, Rio, Neo	Connection span (Z)	White colour RAL 9016	Electric	Printed motif
code	[mm]	[mm]	[kg]	[l]	[-]	[W]	[W]	[W]	[mm]			
DATP 1525 0456	47	29,3	6,5	1,251	615	600	600	600	381	✓	✓	✓
DATP 1525 0606	47	37,3	8,1	1,251	758	800	800	800	532	✓	✓	✓
DATP 1765 0456	47	33,9	7,5	1,253	689	700	700	600	381	✓	✓	✓
DATP 1765 0606	47	41,3	9,3	1,253	848	800	800	800	532	✓	✓	✓

For ordering procedure see page 112 / The weight of radiators does not include water and packaging.

## Type height (H) / length (L) [mm]

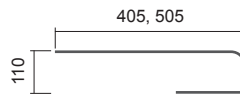


## Mounting



Type	X [mm]	A [mm]
Metal brackets	55-65	84-94

## Rails



### One-sided brushed stainless steel rails

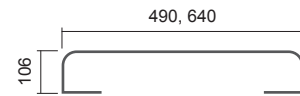
Length [mm]	Code
456	O15MN81-63
606	O15MN81-64

### One-sided polished stainless steel rail

Length [mm]	Code
456	O15MN87-63
606	O15MN87-64

### One-sided rail - painted RAL 9016

Length [mm]	Code
456	O15MN01-63
606	O15MN01-64



### Two-sided brushed stainless steel rails

Length [mm]	Code
456	O15MN81-35
606	O15MN81-36

### Two-sided polished stainless steel rail

Length [mm]	Code
456	O15MN87-35
606	O15MN87-36

### Two-sided rail - painted RAL 9016

Length [mm]	Code
456	O15MN01-35
606	O15MN01-36

Painted rails are also available in colour variations as per the ISAN colour chart at an extra charge.

# Variant Cool

# Variant Mirror


**Variant Cool** - matt tempered safety glass conceals the efficient steel profiles ensuring fast heating and high heat output.

**Variant Mirror** - a mirror which will warm you up and optically enlarge the space. Both models can be fitted with up to two rails in a polished or brushed stainless steel design.

Material	steel pipes Ø 28 mm steel profiles 70×11 mm
Cool Mirror	designer hardened safety glass 6 mm whole area mirror, thickness 4 mm
Connection threads	2xG1/2"
Testing overpressure	0,65 MPa
Max. op. overpressure	0,5 MPa
Max. operating temperature	95 °C



1.



2.



3.

1. Variant Cool with a two-sided rail / 2. Variant Mirror / 3. Variant Cool

## Modification options

Surface treatment	
Height range [mm]	NO
Length range [mm]	NO
Dimension changes	NO
Electric version	NO
Middle connection (SM)	STANDARD
Side connection (SB)	NO
One-sided into space fixing	NO




## Variant Cool

glass	
NO	
NO	
NO	
STANDARD	
NO	
NO	

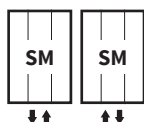
## Variant Mirror

mirror	
506-2 006 (increase of 50)	
304-988 (increase of 76)	
additional charge 30 % <sup>1)</sup>	
NO	
STANDARD	
NO	
NO	

## Accessories

-  Colour ref. chart page 115
-  Bath. accessories page 100
-  Thermostatic packs page 102

## Connection Options



The type of connection must be specified in the order; for more information see page 112, positions 13 and 14. <sup>1)</sup> to the nearest larger standard dimension



## Variant Cool



Height (H) Length (L) [mm]	Depth (B)	Weight	Water capacity	Temperature exponent	Output 75/65/20°C	Power input	Connection span (Z)	Glass*
code	[mm]	[kg]	[l]	[-]	[W]	[W]	[mm]	
DVCL 1806 0608 SM01	47	61,4	8,2	1,148	936	-	50	✓

## Variant Mirror

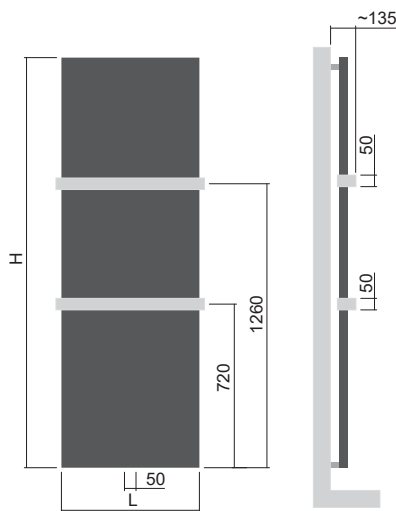


Height (H) Length (L) [mm]	Depth (B)	Weight	Water capacity	Temperature exponent	Output 75/65/20°C	Power input	Connection span (Z)	Mirror**
code	[mm]	[kg]	[l]	[-]	[W]	[W]	[mm]	
DVMR 1806 0456 SM61	45	42,5	6,1	1,124	688	-	50	✓
DVMR 1806 0608 SM61	45	55,9	8,2	1,124	917	-	50	✓

For ordering procedure see page 112 / The weight of radiators does not include water and packaging. / \*Basic paint on back is the Snow /traffic white RAL 9016/ \*\*Basic paint on back is the Anthracite S02.

## Type height (H) / length (L) [mm]

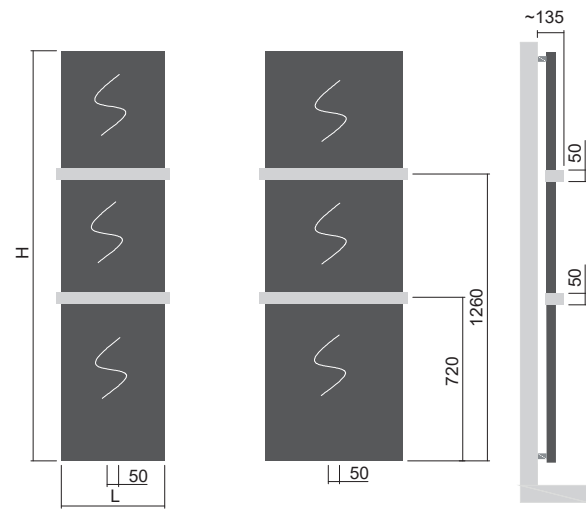
### Variant Cool



H: 1806  
L: 0608

Option of adding up to 2 rails

### Variant Mirror



H: 1806  
L: 0456

H: 1806  
L: 0608

Option of adding up to 2 rails

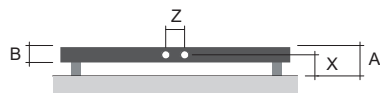
One rail is suitable for radiators installed 806 mm above the floor level and higher, while two rails 1 206 mm and higher.

Variant Cool / Mirror

21

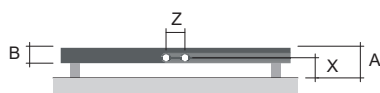
## Mounting

### Variant Cool



Type	X [mm]	A [mm]
Metal brackets	54-64	87-97

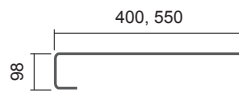
### Variant Mirror



Type	X [mm]	A [mm]
Metal brackets	54-64	84-94

## Rails

### Variant Cool / Variant Mirror



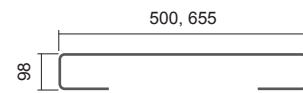
#### One-sided brushed stainless steel rails

Length [mm]	Code
456	O15MN81-40
608	O15MN81-41

#### One-sided rail - painted RAL 9016

Length [mm]	Code
456	O15MN01-40
608	O15MN01-41

Painted rails are also available in colour variations as per the ISAN colour chart at an extra charge.



#### Two-sided brushed stainless steel rails

Length [mm]	Code
456	O15MN81-02
608	O15MN81-03

#### Two-sided polished stainless steel rail

Length [mm]	Code
456	O15MN87-02
608	O15MN87-03

#### Two-sided rail - painted RAL 9016

Length [mm]	Code
456	O15MN01-02
608	O15MN01-03

# Variant Variant Photo

Vertically-mounted heating units featuring a minimalist design and high heat output. The stainless steel covers of Variant units offer a wide range of colour and printed motif to ensure that each unit is perfectly integrated with the interior.

Material	steel pipes Ø 28 mm steel profiles 70×11 mm steel cover
Connection threads	2xG1/2"
Testing overpressure	0,65 MPa
Max. op. overpressure	0,5 MPa
Max. operating temperature	95 °C



1.

2.



3.

1. Variant - Snow/traffic white RAL 9016 [01] with rails - Fiery red RAL 3002 [08] / 2. Variant Photo - Motif with a two sided stainless steel rail / 3. Variant Photo - Motif [P01]

## Modification options

Surface treatment
Height range [mm]
Length range [mm]
Change dimension
Electric version
Middle connection (SM)
Side connection (SB)
One-sided into space fixing




## Variant

colour
506-2 006 (increase of 50)
304-988 (increase of 76)
additional charge 30 % <sup>1)</sup>
NO
STANDARD
NO
NO

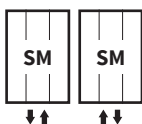
## Variant Photo

motif coating
506-2 006 (increase of 50)
304-988 (increase of 76)
additional charge 30 % <sup>1)</sup>
NO
STANDARD
NO
NO

## Accessories

-  Colour ref. chart page 115
-  Bath. accessories page 100
-  Thermostatic packs page 102

## Connection Options



The type of connection must be specified in the order; for more information see page 112, positions 13 and 14./<sup>1)</sup> to the nearest larger standard dimension

## Variant



Height (H) Length (L) [mm]	Depth (B)	Weight	Water capacity	Temperature exponent	Output 75/65/20°C	Power input	Connection span (Z)	White colour RAL 9016	Electric
code	[mm]	[kg]	[l]	[-]	[W]	[W]	[mm]		
DVAR 1206 0456	40	27,7	5,6	1,214	482	-	50	✓	-
DVAR 1806 0608	40	44,5	8,2	1,255	1027	-	50	✓	-

Ordering procedure page 112 / The weight of radiators is listed without water and package.

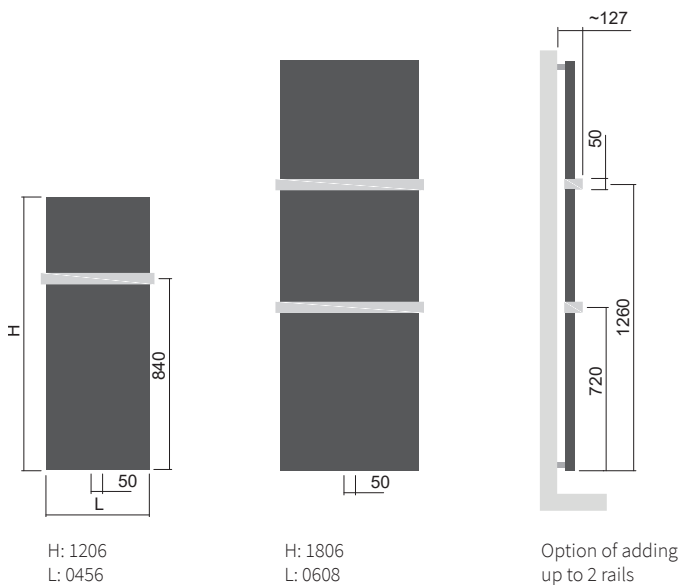
## Variant Photo



Height (H) Length (L) [mm]	Depth (B)	Weight	Water capacity	Temperature exponent	Output 75/65/20°C	Power input	Connection span (Z)	Motif*	Electric
code	[mm]	[kg]	[l]	[-]	[W]	[W]	[mm]		
DVAR 1206 0456 SM96	40	27,7	5,6	1,214	482	-	50	✓	-
DVAR 1806 0608 SM96	40	44,5	8,2	1,255	1027	-	50	✓	-

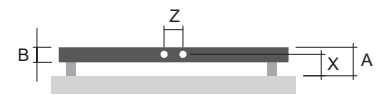
\*To be specified in the order: Motif. / For ordering procedure see page 112 / The weight of radiators does not include water and packaging.

## Type height (H) / length (L) [mm]



One rail is suitable for radiators installed 806 mm above the floor level and higher, while two rails 1 206 mm and higher.

## Mounting



Type	X [mm]	A [mm]
Metal brackets	54-64	80-90

## Variant Photo



Motif example P19

### Placing an order for a theme coated radiator

1. Selection and specification of the radiator and the theme
2. Mailing of the graphic design in optimal resolution
3. Approval of the offer
4. Manufacture and delivery of the radiator

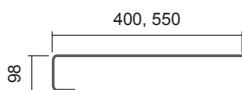
Featured themes see



Painted rails are also available in colour variations as per the ISAN colour chart at an extra charge.

## Rails

### Variant / Variant Photo

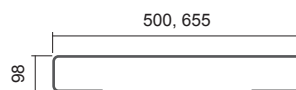


#### One-sided brushed stainless steel rails

Length [mm]	Code
456	O15MN81-40
608	O15MN81-41

#### One-sided rail - painted RAL 9016

Length [mm]	Code
456	O15MN01-40
608	O15MN01-41



#### Two-sided brushed stainless steel rails

Length [mm]	Code
456	O15MN81-02
608	O15MN81-03

#### Two-sided polished stainless steel rail

Length [mm]	Code
456	O15MN87-02
608	O15MN87-03

#### Two-sided rail - painted RAL 9016

Length [mm]	Code
456	O15MN01-02
608	O15MN01-03

# Carme

An elegant heating unit and at the same time, a fully functional designer piece which will find its place in your bathroom and beyond. Carme is also available in electric versions.

Material	steel cover steel pipes ø 20 mm steel profiles 30×30 mm
Connection threads	4xG1/2"
Testing overpressure	1,3 MPa
Max. op. overpressure	1 MPa
Max. operating temperature	95 °C



1.



2.

1. Carme - Ruby S34 [28] with a magnetic rail / 2. Carme electric with reg. Neo chrome - Ivory RAL 9001 [04]





## Modification options

Surface treatment	
Height range [mm]	
Length range [mm]	
Electric version	
Standard connection (SK)	
Middle connection (SM)	
Side connection (SB)	

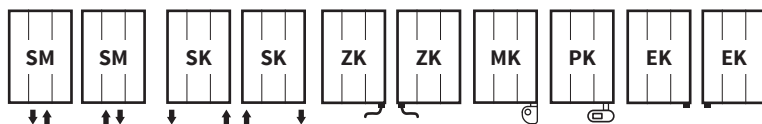
## Carme

colour	
NO	
NO	
YES (additional charge)	
STANDARD	
YES (additional charge)	
NO	

## Accessories

-  Colour ref. chart page 115
-  Bath. accessories page 100
-  Thermostatic packs page 102
-  Electric regulators page 108

## Connection Options



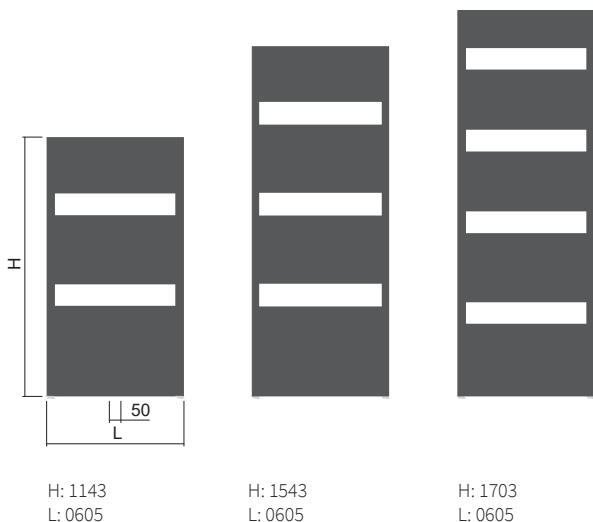
The type of connection must be specified in the order; for more information see page 112, positions 13 and 14.



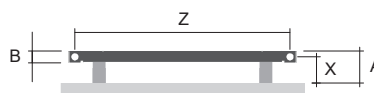
Height (H) Length (L) [mm]	Depth (B)	Weight	Water capacity	Temperature exponent	Output 75/65/20°C	Power input Z heat, rod, Mini PW, Vision	Power input Solo, Rio, Neo	Connection span (Z)	White colour RAL 9016	Electric
code	[mm]	[kg]	[l]	[-]	[W]	[W]	[W]	[mm]		
DCAR 1143 0605	32	15,3	5,0	1,294	449	400	400	570	✓	✓
DCAR 1543 0605	32	20,3	6,6	1,269	624	600	600	570	✓	✓
DCAR 1703 0605	32	22,0	7,1	1,258	691	700	600	570	✓	✓

For ordering procedure see page 112 / The weight of radiators does not include water and packaging.

## Type height (H) / length (L) [mm]



## Mounting



Type	X [mm]	A [mm]
Metal brackets	69-79	85-95



Carme - Ruby S34 [28]  
with a magnetic rail

# Collom

Collom radiators constitute a functional and architectural element of modern interiors. They are characterized by their simplicity and are available with optional print themes and several types of rails.

Material	steel pipes Ø 28 mm steel profiles 70×11 mm
Connection threads	2xG1/2"
Testing overpressure	0,65 MPa
Max. op. overpressure	0,5 MPa
Max. operating temperature	110 °C
Number of profiles	4, 6, 8



1.



2.

1. Collom - Black velvet matt S40 [51] with a rail - Snow/traffic white RAL 9016 [01] / 2. Collom - Snow/traffic white RAL 9016 [01] with a rail - Black velvet matt S40 [51]




## Modification options

Surface treatment  
Height range [mm]  
Length range [mm]  
Dimension changes  
Electric version  
Middle connection (SM)  
Side connection (SB)  
One-sided into space fixing

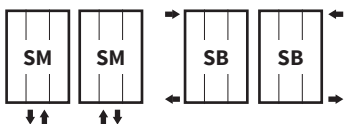
## Collom

colour  
500-2 000 (increase of 10)  
298-982 (increase of 76)  
additional charge 30%<sup>1)</sup>  
NO  
STANDARD  
YES (additional charge)  
NO

## Accessories

-  Colour ref. chart page 115
-  Bath. accessories page 100
-  Thermostatic packs page 102

## Connection Options



The type of connection must be specified in the order; for more information see page 112, positions 13 and 14. <sup>1)</sup> to the nearest larger standard dimension

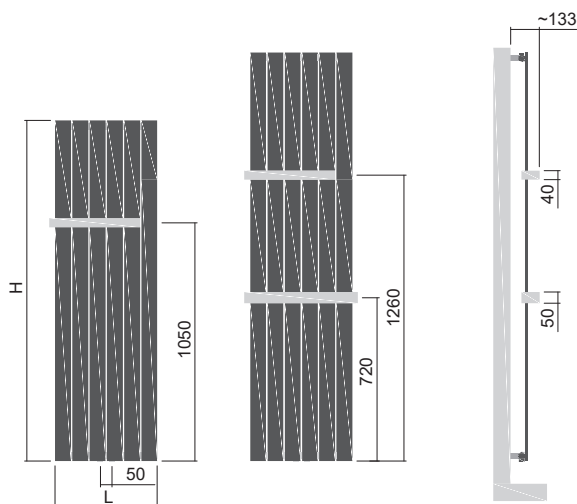




Height (H) Length (L) [mm]	Depth (B)	Weight	Water capacity	Temperature exponent	Output 75/65/20°C	Power input	Connection span (Z)	White colour RAL 9016	Electric	Printed motif
code	[mm]	[kg]	[l]	[-]	[W]	[W]	[mm]			
DCLM 1500 0298	38	12,0	3,5	1,334	483	-	50	✓	-	✓
DCLM 1500 0450	38	17,9	5,2	1,334	731	-	50	✓	-	✓
DCLM 1500 0602	38	23,9	7,0	1,309	889	-	50	✓	-	✓
DCLM 1800 0298	38	14,0	4,1	1,358	593	-	50	✓	-	✓
DCLM 1800 0450	38	21,0	6,1	1,358	898	-	50	✓	-	✓
DCLM 1800 0602	38	27,5	7,9	1,309	992	-	50	✓	-	✓

For ordering procedure see page 112 / The weight of radiators does not include water and packaging.

## Type height (H) / length (L) [mm]



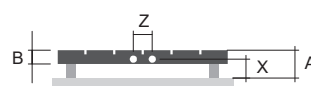
H: 1500  
L: 0298-0602

H: 1800  
L: 0298-0602

Option of adding  
up to 2 rails

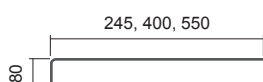
One rail is suitable for radiators installed 806 mm above the floor level and higher, while two rails 1 206 mm and higher.

## Mounting



Type	X [mm]	A [mm]
Metal brackets	54-64	78-88

## Rails

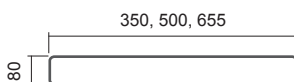


### One-sided brushed stainless steel rails

Length [mm]	Code
298	O15MN81-46
450	O15MN81-42
602	O15MN81-43

### One-sided rail - painted RAL 9016

Length [mm]	Code
298	O15MN01-46
450	O15MN01-42
602	O15MN01-43



### Two-sided brushed stainless steel rails


Length [mm]	Code
298	O15MN81-05
450	O15MN81-06
602	O15MN81-07

### Two-sided polished stainless steel rail

Length [mm]	Code
298	O15MN87-05
450	O15MN87-06
602	O15MN87-07

### Two-sided rail - painted RAL 9016

Length [mm]	Code
298	O15MN01-05
450	O15MN01-06
602	O15MN01-07



Two-sided rail  
Black velvet matt S40 [51]

Painted rails are also available in colour variations as per the ISAN colour chart at an extra charge.

# Collom Double

This vertically-mounted heating unit with a double row of steel sections features an exceptionally high heat output. It can be fitted with two-sided stainless steel rails as an option. The Collom Double will find its use in modern interiors, especially in bedrooms and entrance halls.

Material	steel pipes Ø 28 mm steel profiles 70×11 mm
Connection threads	2xG1/2"
Testing overpressure	0,65 MPa
Max. op. overpressure	0,5 MPa
Max. op. temperature	110 °C
Number of profiles	8, 12, 16



1



2.

1. Collom Double - Sandstone texture S13 [72] with a rail / 2. Collom Double - Snow/traffic white RAL 9016 [01] with a rail - Pastel blue matt RAL 5024 MAT [K6]




## Modification options

Surface treatment	colour
Height range [mm]	500-2 000 (increase of 10)
Length range [mm]	298-754 (increase of 76)
Dimension changes	additional charge of 30% <sup>1)</sup>
Electric version	NO
Middle connection (SM)	STANDARD
Side connection (SB)	YES (additional charge)
One-sided into space fixing	NO

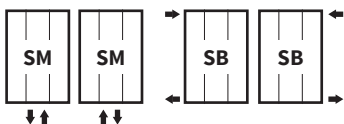
## Collom Double

colour	colour
500-2 000 (increase of 10)	500-2 000 (increase of 10)
298-754 (increase of 76)	298-754 (increase of 76)
additional charge of 30% <sup>1)</sup>	additional charge of 30% <sup>1)</sup>
NO	NO
STANDARD	STANDARD
YES (additional charge)	YES (additional charge)
NO	NO

## Accessories

-  Colour ref. chart page 115
-  Bath. accessories page 100
-  Thermostatic packs page 102

## Connection Options



The type of connection must be specified in the order; for more information see page 112, positions 13 and 14. <sup>1)</sup> to the nearest larger standard dimension

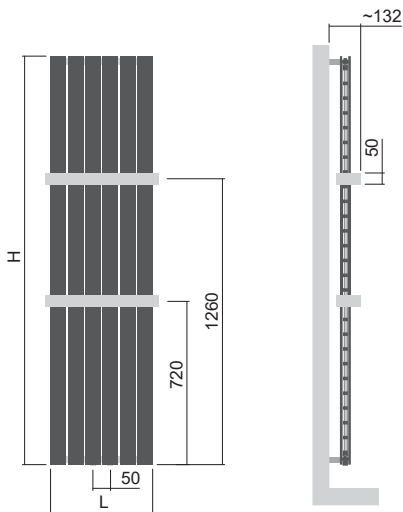
# Collom Double



Height (H) Length (L) [mm]	Depth (B)	Weight	Water capacity	Temperature exponent	Output 75/65/20°C	Power input	Connection span (Z)	White colour RAL 9016	Electric	Printed motif
code	[mm]	[kg]	[l]	[-]	[W]	[W]	[mm]			
<b>DCLD 1800 0298</b>	<b>48</b>	<b>28,3</b>	<b>7,9</b>	<b>1,321</b>	<b>872</b>	<b>-</b>	<b>50</b>	✓	-	-
<b>DCLD 1800 0450</b>	<b>48</b>	<b>42,3</b>	<b>11,9</b>	<b>1,321</b>	<b>1259</b>	<b>-</b>	<b>50</b>	✓	-	-
<b>DCLD 1800 0602</b>	<b>48</b>	<b>56,4</b>	<b>15,9</b>	<b>1,321</b>	<b>1632</b>	<b>-</b>	<b>50</b>	✓	-	-

For ordering procedure see page 112 / The weight of radiators does not include water and packaging.

## Type height (H) / length (L) [mm]

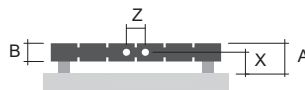


H: 1800  
L: 0298-0602

Option of adding up to 2 rails

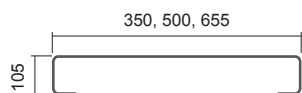
One rail is suitable for radiators installed 800 mm above the floor level and higher, while two rails 1 200 mm and higher.

## Mounting



Type	X [mm]	A [mm]
<b>Metal brackets</b>	<b>64-74</b>	<b>88-98</b>

## Rails



### Two-sided brushed stainless steel rails

Length [mm]	Code
<b>298</b>	<b>O15MN81-20</b>
<b>450</b>	<b>O15MN81-21</b>
<b>602</b>	<b>O15MN81-22</b>

### Two-sided polished stainless steel rail

Length [mm]	Code
<b>298</b>	<b>O15MN87-20</b>
<b>450</b>	<b>O15MN87-21</b>
<b>602</b>	<b>O15MN87-22</b>

### Two-sided rail - painted RAL 9016

Length [mm]	Code
<b>298</b>	<b>O15MN01-20</b>
<b>450</b>	<b>O15MN01-21</b>
<b>602</b>	<b>O15MN01-22</b>




Collom Double - Two-sided rail - painted Pastel blue matt RAL 5024 MAT [K6]

Painted rails are also available in colour variations as per the ISAN colour chart at an extra charge.

# Collom Uni

A very popular vertical designer unit, including an optional heating rod installation for electrical operation. The unit can be supplemented with up to two brushed stainless steel or coloured rails.

Material	steel pipes Ø 28 mm steel profiles 70×50 mm steel profiles 70×11 mm
Connection threads	2× G1/2"
Testing overpressure	0,65 MPa
Max. op. overpressure	0,5 MPa
Max. op. temperature	110 °C
Number of profiles	4, 6, 8



Collom Uni  
30

1. Collom Uni electric with reg. Neo chrome - Black velvet S40 [51] / 2. Collom Uni electric with reg. Solo white - Snow/traffic white RAL 9016 [01] with a rail - Pastel green matt RAL 6019 MAT [K7]




## Modification options

Surface treatment	NO
Height range [mm]	NO
Length range [mm]	NO
Electric version	YES (additional charge)
Standard connection (SK)	STANDARD
Middle connection (SM)	NO
Side connection (SB)	NO
One-sided into space fixing	NO

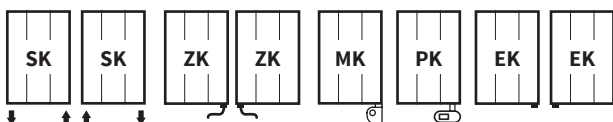
## Collom Uni

colour	NO
YES (additional charge)	NO
STANDARD	NO
NO	NO
NO	NO
NO	NO

## Accessories

-  Colour ref. chart page 115
-  Bath. accessories page 100
-  Electric regulators page 108

## Connection Options

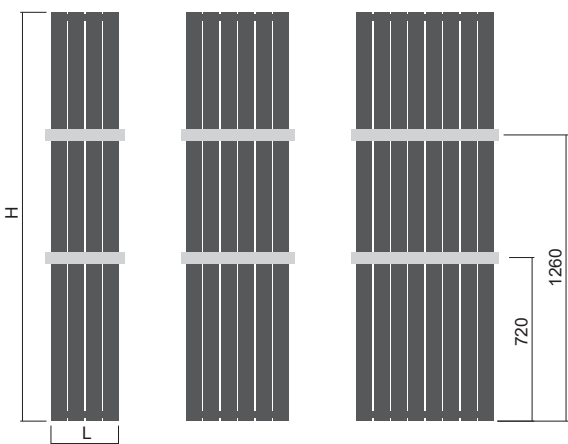


The type of connection must be specified in the order; for more information see page 112, positions 13 and 14.

Height (H)	Length (L) [mm]	Depth (B)	Weight	Water capacity	Temperature exponent	Output 75/65/20°C	Power input Z heat. rod, Mini PW, Vision	Power input Solo, Rio, Neo	Connection span (Z)	White colour RAL 9016	Electric	Printed motif
code	[mm]	[mm]	[kg]	[l]	[-]	[W]	[W]	[W]	[mm]			
DCLK 1800 0298	1800	50	12,5	12,8	1,272	759	800	800	228	✓	✓	✓
DCLK 1800 0450	1800	50	23,1	14,9	1,272	1 053	1 000	1 000	380	✓	✓	✓
DCLK 1800 0602	1800	50	33,7	17,0	1,272	1 356	1 200	1 200	532	✓	✓	✓

For ordering procedure see page 112 / The weight of radiators does not include water and packaging.

## Type height (H) / length (L) [mm]



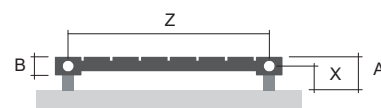
H: 1800  
L: 0298

H: 1800  
L: 0450

H: 1800  
L: 0602

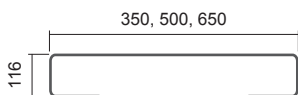
Option of adding up to 2 rails

## Mounting



Type	X [mm]	A [mm]
Metal brackets	65-75	90-100

## Rails



### Two-sided brushed stainless steel rails

Length [mm]	Code
298	O15MN81-27
450	O15MN81-28
602	O15MN81-29

### Two-sided rail - painted RAL 9016

Length [mm]	Code
298	O15MN01-27
450	O15MN01-28
602	O15MN01-29

Painted rails are also available in colour variations as per the ISAN colour chart at an extra charge.



### Full-surface motif printing

The print will cover 100% of the radiator front surface. Applicable to a white background only - RAL 9016. The profile and unit sides remain white - RAL 9016. Collom Uni - Bamboo P33



### Electric version

Collom Uni electric with reg. Neo chrome


# Collom Mirror

This highly popular radiator, fitted with a practical mirror, will find application especially in entryways and bedrooms. It is available with optional print motifs and one-sided or two-sided rails, which can also be painted.

Material	steel pipes Ø 28 mm steel profiles 70×11 mm mirror, thickness 4 mm
Connection threads	2xG1/2"
Testing overpressure	0,65 MPa
Max. op. overpressure	0,5 MPa
Max. operating temperature	95 °C
Number of profiles	5



1.



2.



1. Collom Mirror - Motif with a rail - Black velvet S40 [51] / 2. Collom Mirror - Pigeon blue RAL 5014 [07]




## Modification options

Surface treatment	
Height range [mm]	
Length range [mm]	
Dimension changes	
Electric version	
Middle connection (SM)	
Side connection (SB)	
One-sided into space fixing	

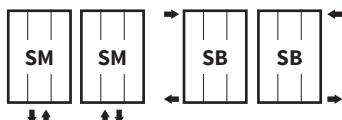
## Collom Mirror

colour	
500-2 000 (increase of 10)	
298-982 (increase of 76)	
additional charge 30 % <sup>1)</sup>	
NO	
STANDARD	
YES (additional charge)	
NO	

## Accessories

-  Colour ref. chart page 115
-  Bath. accessories page 100
-  Thermostatic packs page 102

## Connection Options



The type of connection must be specified in the order; for more information see page 112, positions 13 and 14. <sup>1)</sup> to the nearest larger standard dimension



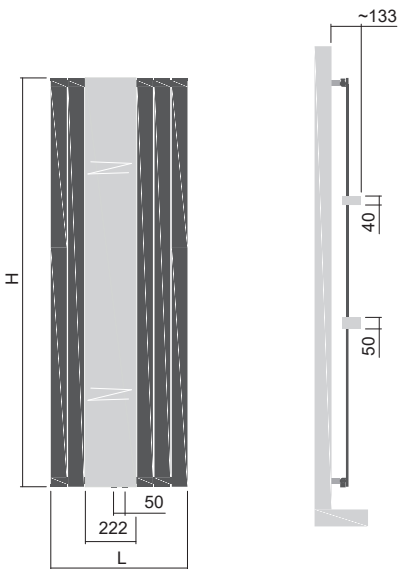
# Collom Mirror



Height (H)	Length (L) [mm]	Depth (B)	Weight	Water capacity	Temperature exponent	Output 75/65/20°C	Power input	Connection span (Z)	White colour RAL 9016	Electric	Printed motif
code	[mm]	[mm]	[kg]	[l]	[-]	[W]	[W]	[mm]			
DCMM 1800 0602		38	24,9	5,4	1,329	840	-	50	✓	-	✓

For ordering procedure see page 112 / The weight of radiators does not include water and packaging.

## Type height (H) / length (L) [mm]

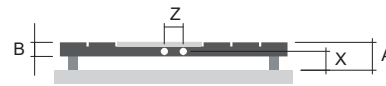


H: 1800  
L: 0602

Option of adding up to 2 rails

One rail is suitable for radiators installed 806 mm above the floor level and higher, while two rails are suitable for radiators installed 1 206 mm and higher.

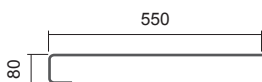
## Mounting



Type	X [mm]	A [mm]
Metal brackets	54-64	78-88

## Rails

### Collom Mirror

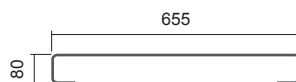


#### One-sided brushed stainless steel rails

Length [mm]	Code
602	O15MN81-43

#### One-sided rail - painted RAL 9016

Length [mm]	Code
602	O15MN01-43



#### Two-sided brushed stainless steel rails

Length [mm]	Code
602	O15MN81-07

#### Two-sided polished stainless steel rail

Length [mm]	Code
602	O15MN87-07

#### Two-sided rail - painted RAL 9016

Length [mm]	Code
602	O15MN01-07

Painted rails are also available in colour variations as per the ISAN colour chart at an extra charge.

# Collom Double Horizontal

Minimum space, maximum output. A practical replacement for conventional panel units. A product with modern design for any room which will easily, and without the need to modify the existing connection, replace your old heating units as it has the same connection spacing.

Material	steel pipes Ø 28 mm steel profiles 70×11 mm
Connection threads	2×G1/2"
Testing overpressure	0,65 MPa
Max. op. overpressure	0,5 MPa
Max. operating temperature	110 °C
Number of profiles	16



1.

Collom Double Horizontal

34



2.

1. Collom Double Horizontal - Papyrus RAL 9018 [14] / 2. Collom Double Horizontal - Ivory RAL 9001 [04]




## Modification options

Surface treatment	colour
Height range [mm]	298-754 (increase of 76)
Length range [mm]	600-2 000 (increase of 10)
Dimension changes	additional charge 30% <sup>1)</sup>
Electric version	NO
Standard connection (SK)	STANDARD
Middle connection (SM)	NO
Side connection (SB)	NO
One-sided into space fixing	NO

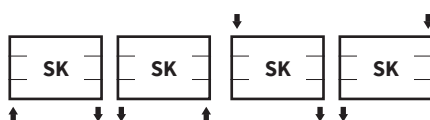
## Collom Double Horizontal

colour	298-754 (increase of 76)
600-2 000 (increase of 10)	additional charge 30% <sup>1)</sup>

## Accessories

-  Colour ref. chart page 115
-  Bath. accessories page 100
-  Thermostatic packs page 102

## Connection Options



The type of connection must be specified in the order; for more information see page 112, positions 13 and 14./<sup>1)</sup> to the nearest larger standard dimension


# Collom Double Horizontal




Height (H) Length (L) [mm]	Depth (B)	Weight	Water capacity	Temperature exponent	Output 75/65/20°C	Power input	Connection span (Z)	White colour RAL 9016	Electric
code	[mm]	[kg]	[l]	[-]	[W]	[W]	[mm]		
DCDH 0602 1000	48	32,1	9,1	1,278	921	-	950	✓	-
DCDH 0602 1400	48	44,3	12,5	1,278	1 271	-	1 350	✓	-
DCDH 0602 1800	48	56,4	15,9	1,278	1 621	-	1 750	✓	-

For ordering procedure see page 112 / The weight of radiators does not include water and packaging.


## Type height (H) / length (L) [mm]



H: 0602  
L: 1 000

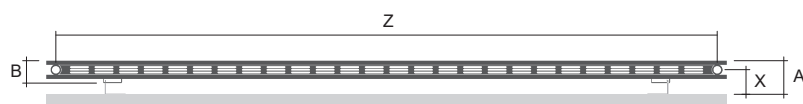


H: 0602  
L: 1 400



H: 0602  
L: 1 800

## Mounting



Type	X [mm]	A [mm]
Metal brackets	65	90

Magnetic accessories provide a flexible solution for bath fabric heating. See more on page 100.




Collom Double Horizontal - Gold olive texture S28 [22]

# Octava

## Octava Double

Octava and Octava Double models rank among high-performance designer radiators. They are suitable for all modern residential and office settings.

Material	steel pipes Ø 28 mm steel profiles 30×30 mm
Connection threads	2xG1/2"
Testing overpressure	1,3 MPa
Max. op. overpressure	1,0 MPa
Max. operating temperature	110 °C
Number of profiles Octava	7, 10, 13
Number of profiles Octava Double	14, 20, 26



Octava / Octava Double



1. Octava - Snow/traffic white RAL 9016 [01] with a rail / 2. Octava Double - Cooper S03 [62] / 3. Octava - Dark grey S38 [50]

### Modification options

Surface treatment
Height range [mm]
Length range [mm]
Dimension changes
Electric version
Middle connection (SM)
Side connection (SB)
One-sided into space fixing




### Octava

colour
600-2 000 (increase of 10)
318-990 (increase of 48)
additional charge 30% <sup>1)</sup>
NO
STANDARD
YES (additional charge)
NO

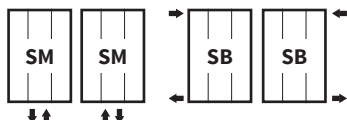
### Octava Double

colour
600-2 000 (increase of 10)
318-606 (increase of 48)
additional charge 30% <sup>1)</sup>
NO
STANDARD
YES (additional charge)
NO

### Accessories

-  Colour ref. chart page 115
-  Bath. accessories page 100
-  Thermostatic packs page 102

### Connection Options



The type of connection must be specified in the order; for more information see page 112, positions 13 and 14./<sup>1)</sup> to the nearest larger standard dimension

# Octava



Height (H) Length (L) [mm]	Depth (B)	Weight	Water capacity	Temperature exponent	Output 75/65/20°C	Power input	Connection span (Z)	White colour RAL 9016	Electric
code	[mm]	[kg]	[l]	[-]	[W]	[W]	[mm]		
DOCT 1500 0318	58	15,4	7,9	1,292	669	-	50	✓	-
DOCT 1500 0462	58	21,9	11,3	1,292	940	-	50	✓	-
DOCT 1500 0606	58	27,1	14,6	1,292	1203	-	50	✓	-
DOCT 1800 0318	58	18,5	9,4	1,268	791	-	50	✓	-
DOCT 1800 0462	58	26,0	13,5	1,268	1 112	-	50	✓	-
DOCT 1800 0606	58	34,0	17,5	1,268	1 423	-	50	✓	-

# Octava Double

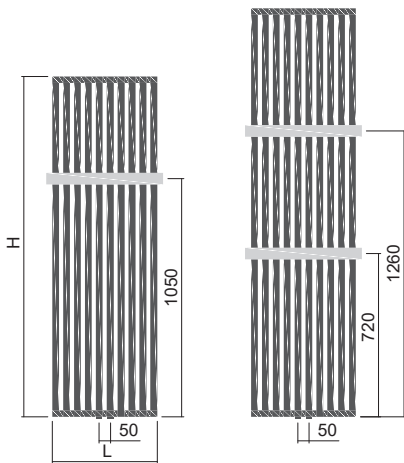


Height (H) Length (L) [mm]	Depth (B)	Weight	Water capacity	Temperature exponent	Output 75/65/20°C	Power input	Connection span (Z)	White colour RAL 9016	Electric
code	[mm]	[kg]	[l]	[-]	[W]	[W]	[mm]		
DOCD 1800 0318	86	36,0	18,6	1,284	1 181	-	50	✓	-
DOCD 1800 0462	86	51,3	26,5	1,284	1 645	-	50	✓	-
DOCD 1800 0606	86	66,7	34,6	1,284	2 093	-	50	✓	-

For ordering procedure see page 112 / The weight of radiators does not include water and packaging.

## Type height (H) / length (L) [mm]


### Octava/ Octava Double




H: 1500  
L: 0318-0606

H: 1800  
L: 0318-0606

### Octava



### Octava Double



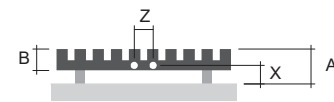
Option of adding up to 2 rails

One rail is suitable for radiators installed 800 mm above the floor level and higher, while two rails are suitable for radiators installed 1 200 mm and higher.

The two-sided rails must be installed on the radiator prior to mounting it on the wall.

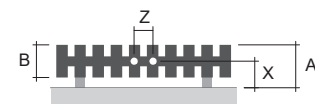
## Mounting

### Octava



Type	X [mm]	A [mm]
Metal brackets	54-64	97-107

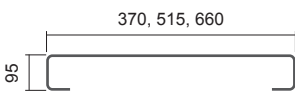
### Octava Double



Type	X [mm]	A [mm]
Metal brackets	83-93	126-136

## Rails

### Octava



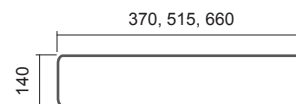
#### Two-sided brushed stainless steel rails

Length [mm]	Code
318	O15MN81-14
462	O15MN81-15
606	O15MN81-16

#### Two-sided polished stainless steel rail

Length [mm]	Code
318	O15MN87-14
462	O15MN87-15
606	O15MN87-16

### Octava Double



#### Two-sided brushed stainless steel rails

Length [mm]	Code
318	O15MN81-17
462	O15MN81-18
606	O15MN81-19

#### Two-sided polished stainless steel rail

Length [mm]	Code
318	O15MN87-17
462	O15MN87-18
606	O15MN87-19

#### Two-sided rail - painted RAL 9016

Length [mm]	Code
318	O15MN01-14
462	O15MN01-15
606	O15MN01-16

#### Two-sided rail - painted RAL 9016

Length [mm]	Code
318	O15MN01-17
462	O15MN01-18
606	O15MN01-19

Painted rails are also available in colour variations as per the ISAN colour chart at an extra charge.

# Gala

The Gala provides a stylish interior design element. It conforms to the spirit of a particular school of art, design and architecture where art and technology combine to form a whole. Robust steel sections draw a distinct outline, while the volume of the heat-transfer fluid allows for operation in low-temperature heating systems. A modern stainless-steel radiator that is impossible to overlook.

Material	steel profiles 70×30 mm steel profiles horizontally 70×30 mm
Connection threads	4 × G1/2"
Testing overpressure	0,65 MPa
Max. op. overpressure	0,5 MPa
Max. operating temperature	110 °C



1.



2.

1. Gala - Khaki S27 [21] / 2. Gala - Silver S05 [64]





## Modification options

Surface treatment  
Height range [mm]  
Length range [mm]  
Electric version  
Universal connection (SU)  
Side connection (SB)  
One-sided into space fixing

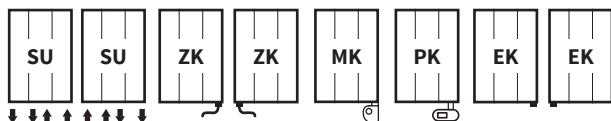
## Gala

colour  
NO  
NO  
YES (additional charge)  
STANDARD  
NO  
NO

## Accessories

-  Colour ref. chart page 115
-  Bath. accessories page 100
-  Thermostatic packs page 102
-  Electric regulators page 108

## Connection Options



The type of connection must be specified in the order; for more information see page 112, positions 13 and 14.

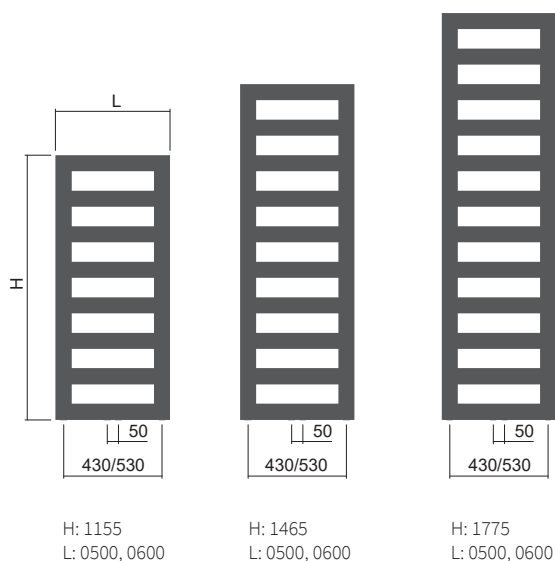




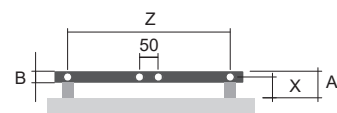
Height (H) Length (L) [mm]	Depth (B)	Weight	Water capacity	Temperature exponent	Output 75/65/20°C	Power input Z heat rod, Mini PW, Vision	Power input Solo, Rio, Neo	Connection span (Z)	White colour RAL 9016	Electric
code	[mm]	[kg]	[l]	[-]	[W]	[W]	[W]	[mm]		
DGAL 1155 0500	30	15,7	8,8	1,279	507	500	600	50/430	✓	✓
DGAL 1155 0600	30	18,0	10,4	1,279	596	600	600	50/530	✓	✓
DGAL 1465 0500	30	19,8	11,2	1,279	644	600	600	50/430	✓	✓
DGAL 1465 0600	30	22,5	12,9	1,279	756	800	800	50/530	✓	✓
DGAL 1775 0500	30	23,5	13,4	1,275	768	800	800	50/430	✓	✓
DGAL 1775 0600	30	27,3	15,5	1,275	902	900	1000	50/530	✓	✓

For ordering procedure see page 112 / The weight of radiators does not include water and packaging.

## Type height (H) / length (L) [mm]



## Mounting



Type	X [mm]	A [mm]
Metal brackets	55-65	70-80



Gala - Khaki texture S27 [21]

# Antika Cube

# Antika Double

The Antika Cube designer radiator is characterised by its square profiles and can be fitted with a chrome rail. Antika Double is made up of double-surface steel profiles to ensure a high heating output. Both units give the impression of opulence and provide a fully functional architectural element for example in hallways or dining rooms.



	Antika Cube	Antika Double
Material	steel profiles 35×35 mm steel profiles 70×11 mm	steel pipes Ø 28 mm steel profiles 50×10 mm
Connection threads	4×G1/2"	4×G1/2"
Testing overpressure	0,65 MPa	0,65 MPa
Max. op. overpressure	0,5 MPa	0,5 MPa
Max. operating temperature	110 °C	110 °C
Number of profiles	10, 14, 20	16, 26, 34






Antika Cube / Double

40

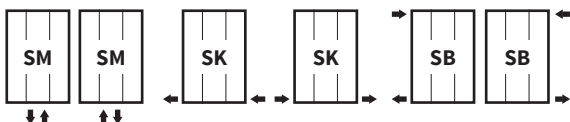
1. Antika Cube - Pigeon blue RAL 5014 [07] with a rail / 2. Antika Double - Ivory/cream RAL 9001 [04] / 3. Antika Cube - Light grey texture S37 [49]

Modification options	Antika Cube	Antika Double
Surface treatment	colour	colour
Height range [mm]	600–2 000 (increase of 10)	600–2 000 (increase of 10)
Length range [mm]	295–745 (increase of 30)	282–966 (increase of 36)
Change dimension	additional charge 30% <sup>1)</sup>	additional charge 30% <sup>1)</sup>
Electric version	NO	NO
Middle connection (SM)	STANDARD	STANDARD
Side connection (SB)	YES (additional charge)	YES (additional charge)
One-sided into space fixing	NO	NO

### Accessories

-  Colour ref. chart page 115
-  Bath. accessories page 100
-  Thermostatic packs page 102

### Connection Options



The type of connection must be specified in the order; for more information see page 112, positions 13 and 14./ <sup>1)</sup> to the nearest larger standard dimension

# Antika Cube



Height (H) Length (L) [mm]	Depth (B)	Weight	Water capacity	Temperature exponent	Output 75/65/20°C	Power input	Connection span (Z)	White colour RAL 9016	Electric
code	[mm]	[kg]	[l]	[-]	[W]	[W]	[mm]		
DANC 1800 0295	104	35,7	10,1	1,211	1 018	-	50	✓	-
DANC 1800 0415	104	49,8	14,2	1,211	1 328	-	50	✓	-
DANC 1800 0595	104	71,2	20,3	1,211	1 758	-	50	✓	-

# Antika Double

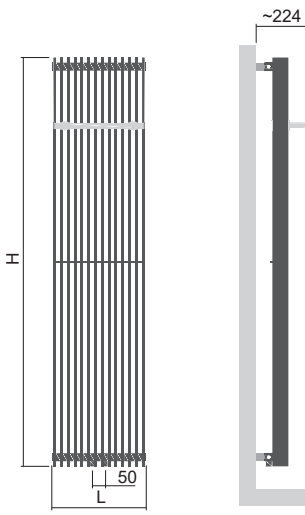


Height (H) Length (L) [mm]	Depth (B)	Weight	Water capacity	Temperature exponent	Output 75/65/20°C	Power input	Connection span (Z)	White colour RAL 9016	Electric
code	[mm]	[kg]	[l]	[-]	[W]	[W]	[mm]		
DAND 1800 0282	128	37,5	9,7	1,262	1 127	-	50	✓	-
DAND 1800 0462	128	60,5	15,8	1,262	1 793	-	50	✓	-
DAND 1800 0606	128	79,0	20,7	1,262	2 325	-	50	✓	-

For ordering procedure see page 112 / The weight of radiators does not include water and packaging.

## Type height (H) / length (L) [mm]

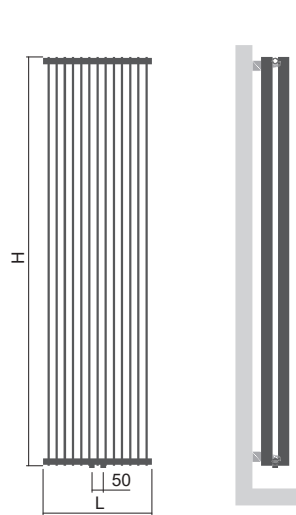
### Antika Cube



H: 1800  
L: 0295-0595

Option of adding up to 2 rails

### Antika Double

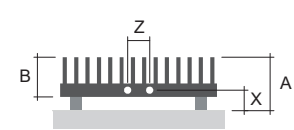


H: 1800  
L: 0282-0606

Option of adding up to 2 rails

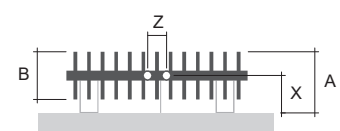
## Mounting

### Antika Cube



Type	X [mm]	A [mm]
Metal brackets	58-68	145-155

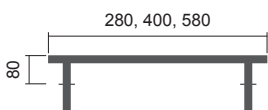
### Antika Double



Type	X [mm]	A [mm]
Metal brackets	100	162

## Rails

### Antika Cube



#### Rails - polished chrome

Length [mm]	Code
295	O15MN80-60
415	O15MN80-61
595	O15MN80-62



Antika Cube - Pigeon blue RAL 5014 [07] with rail  
The rail is available for Antika Cube models only

# Akros with hooks

Its robust vertical pipes turn the Akros heating unit into an eye-catching designer piece that will fit in any interior, particularly in entrance halls and dining rooms. Its metallic colours are one of the main features that make it stand out. The unit comes with hooks, available only in chrome finish.

Material	steel pipes ø 28 mm steel pipes ø 50 mm
Connection threads	2xG1/2"
Testing overpressure	0,65 MPa
Max. op. overpressure	0,5 MPa
Max. op. temperature	95 °C
Number of pipes	6, 8, 10
Number of hooks (only chrome finish)	4, 6, 8



1.



2.

1. Akros with hooks - Black velvet S40 [51] / 2. Akros with hooks - Champagne S31 [25]



## Modification options

Surface treatment  
Height range [mm]  
Length range [mm]  
Dimension changes  
Electric version  
Middle connection (SM)  
Side connection (SB)  
One-sided into space fixing

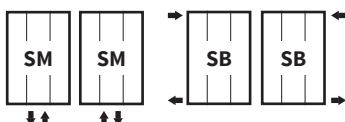
## Akros with hooks

colour  
600-2 000 (increase of 10)  
230-830 (increase of 60)  
additional charge of 30 % <sup>1)</sup>  
NO  
STANDARD  
YES (additional charge)  
NO

## Accessories

-  Colour ref. chart page 115
-  Thermostatic packs page 102

## Connection Options



The type of connection must be specified in the order; for more information see page 112, positions 13 and 14. / <sup>1)</sup> to the nearest larger standard dimension

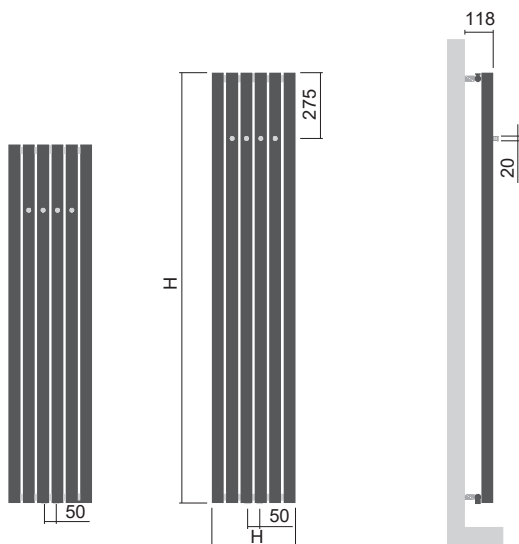
# Akros with hooks



Height (H) Length (L) [mm]	Depth (B)	Weight	Water capacity	Temperature exponent	Output 75/65/20°C	Power input	Connection span (Z)	White colour RAL 9016	Electric
code	[mm]	[kg]	[l]	[-]	[W]	[W]	[mm]		
DAKH 1500 0350	98	17,7	15,8	1,280	685	-	50	✓	-
DAKH 1500 0470	98	23,6	21,2	1,280	914	-	50	✓	-
DAKH 1500 0590	98	29,5	26,5	1,280	1142	-	50	✓	-
DAKH 1800 0350	98	21,0	19,0	1,280	814	-	50	✓	-
DAKH 1800 0470	98	28,0	25,3	1,280	1086	-	50	✓	-
DAKH 1800 0590	98	35,0	31,7	1,280	1357	-	50	✓	-

For ordering procedure see page 112 / The weight of radiators does not include water and packaging.

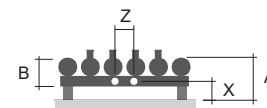
## Type height (H) / length (L) [mm]



H: 1500  
L: 0350-0590

H: 1800  
L: 0350-0590

## Mounting



Type	X [mm]	A [mm]
Metal brackets	54-64	138-148

Convenient chrome hooks for fabric hanging.  
The hooks cannot be painted.





# Coron

## Coron Double Horizontal

An unconventional subtle heating unit in a single vertical or double horizontal design. The Coron Double Horizontal model allows for a wall or floor installation using small stands. The oval shape also makes it possible to store bath towels on/in the unit to ensure they stay warm.

Material	steel pipes Ø 60 mm
Connection threads	2xG1/2"
Testing overpressure	1,3 MPa
Max. op. overpressure	1,0 MPa
Max. operating temperature	120°C



44 | Coron / Double Horizontal



1. Coron Double Horizontal - Gold olive texture S28 [22] / 2. Coron - Silver metallic S05 [64] / 3. Coron - Black RAL 9005 [19]



### Modification options

	Coron
Surface treatment	colour
Height range [mm]	1 000-1 800 (increase of 100)
Length range [mm]	NO
Dimension changes	YES
Electric version	NO
Middle connection (SM)	STANDARD
Side connection (SB)	NO
One-sided into space fixing	NO

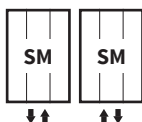
### Coron Double Horizontal

	Coron Double Horizontal
Surface treatment	colour
Height range [mm]	NO
Length range [mm]	1 000-1 800 (increase of 100)
Dimension changes	YES
Electric version	NO
Middle connection (SM)	STANDARD
Side connection (SB)	NO
One-sided into space fixing	NO

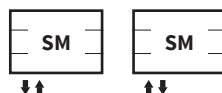
### Accessories

-  Colour ref. chart page 115
-  Thermostatic packs page 102

### Connection Options Coron



### Coron Double Horizontal



The type of connection must be specified in the order; for more information see page 112, positions 13 and 14./<sup>3)</sup> to the nearest larger standard dimension





Height (H) Length (L) [mm]	Depth (B)	Weight	Water capacity	Temperature exponent	Output 75/65/20°C	Power input	Connection span (Z)	White colour RAL 9016	Electric
code	[mm]	[kg]	[l]	[-]	[W]	[W]	[mm]		
DCVS 1000 0330	60	10,3	5,0	1,300	167	-	50	✓	-
DCVS 1500 0330	60	14,5	7,3	1,300	251	-	50	✓	-
DCVS 1800 0330	60	17,1	8,7	1,300	302	-	50	✓	-

Coron Double Horizontal

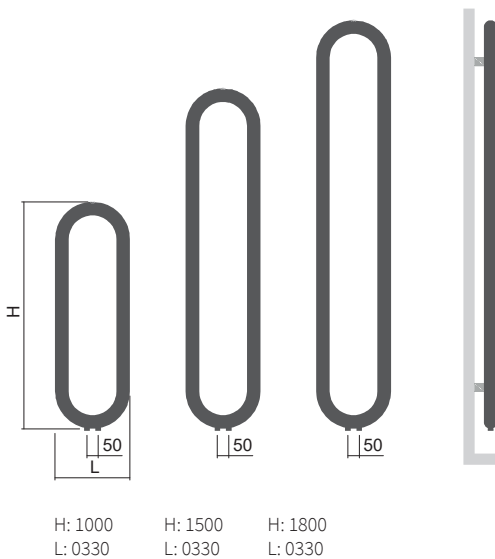


Height (H) Length (L) [mm]	Depth (B)	Weight	Water capacity	Temperature exponent	Output 75/65/20°C	Power input	Connection span (Z)	White colour RAL 9016	Electric
code	[mm]	[kg]	[l]	[-]	[W]	[W]	[mm]		
DCHD 0330 1000	160	17,2	10,1	1,300	447	-	50	✓	-
DCHD 0330 1500	160	25,7	14,8	1,300	671	-	50	✓	-
DCHD 0330 1800	160	30,8	17,6	1,300	805	-	50	✓	-

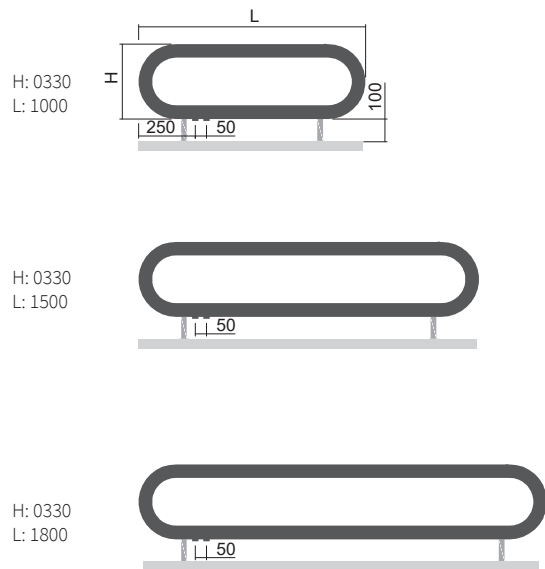
For ordering procedure see page 112 / The weight of radiators does not include water and packaging.

Type height (H) / length (L) [mm]

Coron



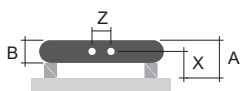
Coron Double Horizontal



Coron / Double Horizontal  
45

Mounting

Coron



Type	X [mm]	A [mm]
Metal brackets	70-80	100-110

Coron Double Horizontal



Type	X [mm]	A [mm]
Metal brackets	85	215




Coron Double Horizontal - Black RAL 9005 [19]

# Calypso

A subtle, stylish and refined designer piece. That is how you could describe our new radiator, which captivates you at first glance by its elegance and symmetrical arrangement of profiles. It will perfectly complement your bathroom, turning it into a cozy space for you to enjoy a relaxing time after a stressful day. A convenient design for warming fabrics.

Material	steel pipes Ø 35 mm steel pipes Ø 25 mm
Connection threads	4xG1/2"
Testing overpressure	1,3 MPa
Max. op. overpressure	1,0 MPa
Max. op. temperature	110 °C
Number of pipes	22, 26, 30



1.



Calypso  
46




1. Calypso - RAL 9016 Snow/traffic white [01] / 2. Calypso electric with reg. Rio chrome – Sapphire S30 [24]

## Modification options

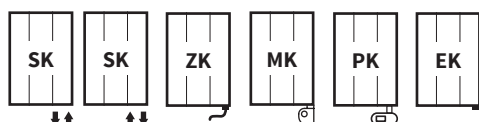
Surface treatment	colour
Height range [mm]	NO
Length range [mm]	NO
Electric version	YES (additional charge)
Standard connection (SK)	STANDARD
Middle connection (SM)	NO
Side connection (SB)	NO
One-sided into space fixing	NO

## Calypso

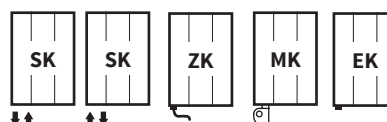
## Accessories

-  Colour ref. chart page 115
-  Thermostatic packs page 102
-  Electric regulators page 108

## Connection Options - left design



## right design

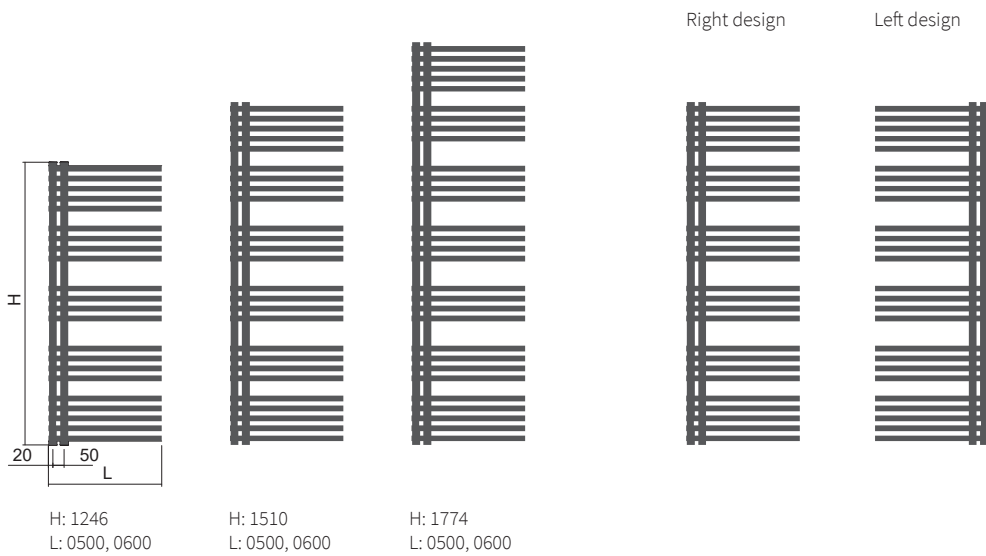




Height (H)	Length (L) [mm]	Depth (B)	Weight	Water capacity	Temperature exponent	Output 75/65/20°C	Power input Z heat. rod, Mini PW	Power input Solo, Rio, Neo	Connection span (Z)	White colour RAL 9016	Electric
code	[mm]	[mm]	[kg]	[l]	[-]	[W]	[W]	[W]	[mm]		
DCAL 1246 0500	60	13,7	6,1	1,345	522	500	600	50	✓	✓	
DCAL 1246 0600	60	15,7	7,0	1,345	600	600	600	50	✓	✓	
DCAL 1510 0500	60	16,3	7,3	1,345	621	600	600	50	✓	✓	
DCAL 1510 0600	60	18,7	8,3	1,345	713	700	800	50	✓	✓	
DCAL 1774 0500	60	18,8	8,5	1,345	720	700	800	50	✓	✓	
DCAL 1774 0600	60	21,6	9,6	1,345	826	800	800	50	✓	✓	

The weight of radiators does not include water and packaging.


## Type height (H) / length (L) [mm]



## Mounting



Type	X [mm]	A [mm]
Metal brackets	57,5-67,5	100-110



Practical design for textile heating

### Ordering information

Models to be connected to central heating do not require left /right design specification.

With regard to the electric version, the left /right design specification must be noted in the order.

# Fresh Fresh Chrom

Simplicity and elegance combined in the new Fresh design heater. The balanced design with evenly arranged horizontal profiles is a perfect feature in any modern bathroom, which also fits in any small space thanks to its size. The wide selection of colours, including chrome, will help you turn your radiator into a perfect interior feature.

	Fresh	Fresh Chrom
Material	steel profiles 30x30 steel profiles 20x20	steel profiles 30x30 steel profiles 20x20
Connection threads	4xG1/2"	4xG1/2"
Testing overpressure	0,65 MPa	0,65 MPa
Max. op. overpressure	0,5 MPa	0,5 MPa
Max. operating temperature	110 °C	110 °C
Number of profiles	10, 13, 16	10, 13



1.

2.



1. Fresh with middle connection - Pink coral texture S32 [26] / 2. Fresh Chrom / 3. Fresh with a middle connection - Black velvet matt S40 [51]

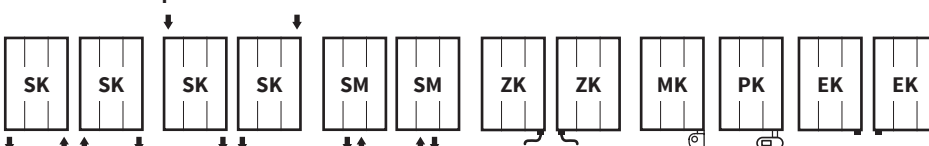
## Modification options

	Fresh	Fresh Chrom
Surface treatment	colour	chrome
Height range [mm]	420-1 860 (increase of 120)	420-1 740 (increase of 120)
Length range [mm]	300-600 (increase of 100)	300-600 (increase of 100)
Change dimension	additional charge 30 % <sup>1)</sup>	additional charge 30 % <sup>1)</sup>
Standard connection (SK)	STANDARD	STANDARD
Electric version	YES (additional charge)	YES (additional charge)
Middle connection (SM)	YES (additional charge)	YES (additional charge)
Side connection (SB)	NO	NO
One-sided into space fixing	NO	NO

## Accessories

- Colour ref. chart page 115
- Thermostatic packs page 102
- Electric regulators page 108

## Connection Options



The type of connection must be specified in the order; for more information see page 112, positions 13 and 14. <sup>1)</sup> to the nearest larger standard dimension

# Fresh



Height (H) Length (L) [mm]	Depth (B)	Weight	Water capacity	Temperature exponent	Output 75/65/20°C	Power input Z heat. rod, Mini PW, Vision	Power input Solo, Rio, Neo	Connection span (Z)	White colour RAL9016	Electric
code	[mm]	[kg]	[l]	[-]	[W]	[W]	[W]	[mm]		
DFRE 1140 0400	30	5,6	2,7	1,262	247	200	200	370	✓	✓
DFRE 1500 0400	30	7,3	3,6	1,262	323	300	400	370	✓	✓
DFRE 1500 0500	30	8,3	4,0	1,262	371	400	400	470	✓	✓
DFRE 1860 0500	30	10,2	4,9	1,262	459	500	400	470	✓	✓

# Fresh Chrom

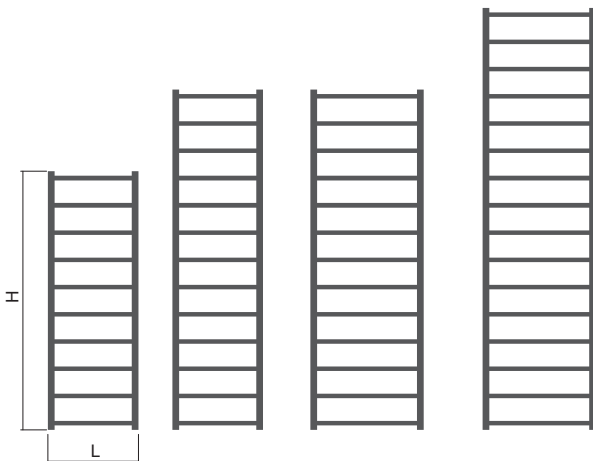


Height (H) Length (L) [mm]	Depth (B)	Weight	Water capacity	Temperature exponent	Output 75/65/20°C	Power input Z heat. rod, Mini PW, Vision	Power input Solo, Rio, Neo	Connection span (Z)	Chrom	Electric
code	[mm]	[kg]	[l]	[-]	[W]	[W]	[W]	[mm]		
DFRE 1140 0400	30	5,6	2,7	1,262	173	200	200	370	✓	✓
DFRE 1500 0400	30	7,3	3,6	1,262	226	200	200	370	✓	✓
DFRE 1500 0500	30	8,3	4,0	1,262	260	300	200	470	✓	✓

For ordering procedure see page 112 / The weight of radiators does not include water and packaging.

## Type height (H) / length (L) [mm]

Fresh / Fresh Chrom

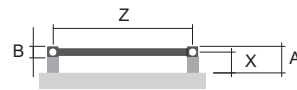


H: 1140 L: 0400    H: 1500 L: 0400    H: 1500 L: 0500    H: 1860 L: 0500

Height 1860/500 not available in chrome

## Mounting

Fresh / Fresh Chrom



Type X [mm] A [mm]  
Metal brackets 55-65 70-80



Fresh - Pink coral texture S32 [26]



# Flexi Flexi with hooks

A traditional bathroom ladder with practical hinged shelves for storing and warming fabrics. The fully heated hinged shelves offer new possibilities for operation in bathrooms, drying rooms, changing rooms and utility areas. The unit can also be supplemented with practical hooks matching the colour of the radiator. A practical heating element for every home.

Material	steel profiles 30×30 mm steel pipes Ø 20 mm
Connection threads	4×G1/2"
Testing overpressure	0,65 MPa
Max. op. overpressure	0,5 MPa
Max. op. temperature	75°C
Number of pipes	14, 17, 23, 25
The load capacity of the hinged shelf	max. 13 kg



1.



2.



3.

1. Flexi with a middle connection - Gold olive texture S28 [22] / 2. Flexi with hooks, middle connection - Snow/traffic white RAL 9016 [01] / 3. Flexi electric with hooks, reg. Neo chrome - Silver metallic S05 [64]




## Modification options

Surface treatment	colour
Height range [mm]	NO
Length range [mm]	NO
Electric version	YES (additional charge)
Standard connection (SK)	STANDARD
Middle connection (SM)	YES (no additional charge)
Side connection (SB)	NO
One-sided into space fixing	NO

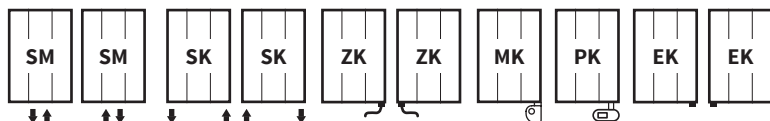
## Flexi / Flexi with hooks

colour	NO
NO	NO
YES (additional charge)	STANDARD
STANDARD	YES (no additional charge)
YES (no additional charge)	NO
NO	NO

## Accessories

-  Colour ref. chart page 115
-  Thermostatic packs page 102
-  Electric regulators page 108

## Connection Options



The type of connection must be specified in the order; for more information see page 112, positions 13 and 14.

# Flexi



Height (H) Length (L) [mm]	Depth (B)	Weight	Water capacity	Temperature exponent	Output 75/65/20°C	Power input Z heat. rod, Mini PW, Vision	Power input Solo, Rio, Neo	Connection span (Z)	White colour RAL 9016	Electric
code	[mm]	[kg]	[l]	[-]	[W]	[W]	[W]	[mm]		
DFLE 0955 0600	30/295	8,3	3,8	1,255	412	400	400	570	✓	✓
DFLE 1135 0600	30/295	9,3	4,3	1,258	492	500	400	570	✓	✓
DFLE 1555 0600	30/295	12,0	5,8	1,264	683	700	600	570	✓	✓
DFLE 1735 0600	30/295	14,0	6,6	1,262	705	700	800	570	✓	✓

# Flexi with hooks

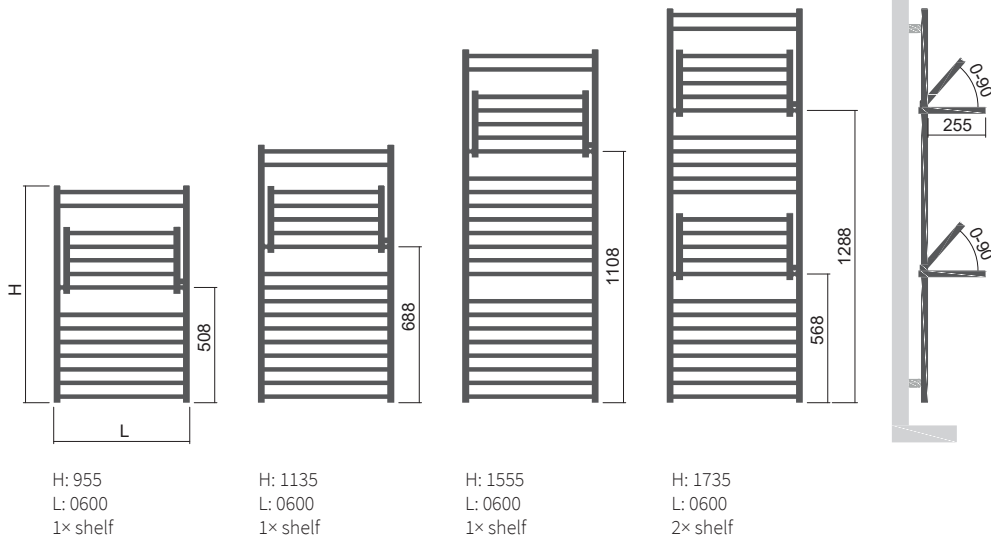


Height (H) Length (L) [mm]	Depth (B)	Weight	Water capacity	Temperature exponent	Output 75/65/20°C	Power input Z heat. rod, Mini PW, Vision	Power input Solo, Rio, Neo	Connection span (Z)	White colour RAL 9016	Electric
code	[mm]	[kg]	[l]	[-]	[W]	[W]	[W]	[mm]		
DFLH 0955 0600	39/295	8,3	3,8	1,255	412	400	400	570	✓	✓
DFLH 1135 0600	39/295	9,3	4,3	1,258	492	500	400	570	✓	✓
DFLH 1555 0600	39/295	12,0	5,8	1,264	683	700	600	570	✓	✓
DFLH 1735 0600	39/295	14,0	6,6	1,262	705	700	800	570	✓	✓

For ordering procedure see page 112 / The weight of radiators does not include water and packaging.

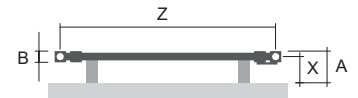
## Type height (H) / length (L) [mm]

### Flexi



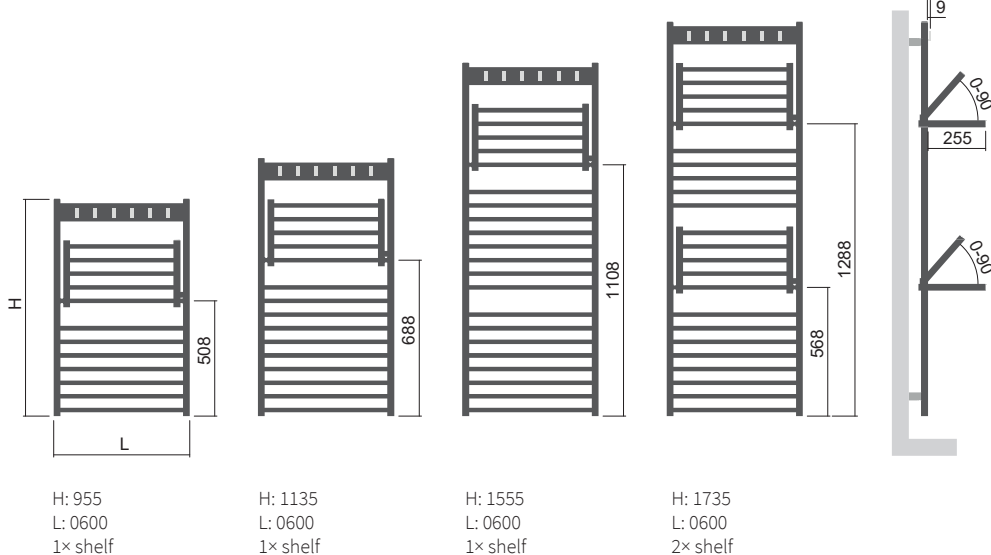
## Mounting

### Flexi

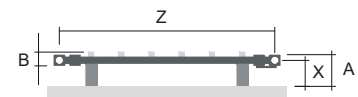


Type	X [mm]	A [mm]
Metal brackets	69-79	84-94

### Flexi with hooks



### Flexi with hooks



Type	X [mm]	A [mm]
Metal brackets	69-79	91-101

# Rytmo

## Rytmo with hooks

The Rytmo opens up a third dimension for drying. Hot water heats up the entire unit, including the practical hinged racks with magnets to hold them in place. The unit can be utilized both in central heating systems and for electric heating with an installed heating rod. A chrome version including a cover with practical hooks is also available. This high-performance domestic helper comes in four basic sizes and a wide range of colour designs as per the ISAN Colour Reference Chart.

Material	steel profiles D35×41 mm steel pipes Ø 26 mm
Connection threads	4×G1/2"
Testing overpressure	0,65 MPa
Max. op. overpressure	0,5 MPa
Max. op. temperature	75°C
Number of pipes	11, 17, 22, 25
The load capacity of the hinged shelf	max. 13 kg



1. Rytmo with a middle connection - Snow/traffic white RAL 9016 [01] / 2. Rytmo with hooks, middle connection - Antique gold S36 [48] / 3. Rytmo electric with hooks, reg. Rio chrome - Aquamarine S29 [23]




### Modification options

Surface treatment
Height range [mm]
Length range [mm]
Electric version
Standard connection (SK)
Middle connection (SM)
Side connection (SB)
One-sided into space fixing

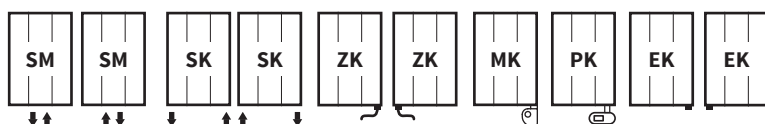
### Rytmo / Rytmo with hooks

colour
NO
NO
YES (additional charge)
STANDARD
YES (no additional charge)
NO
NO

### Accessories

-  Electric regulators page 108
-  Thermostatic packs page 102
-  Colour ref. chart page 115

### Connection Options



The type of connection must be specified in the order; for more information see page 112, positions 13 and 14.

# Rytmo



Height (H) Length (L) [mm]	Depth (B)	Weight	Water capacity	Temperature exponent	Output 75/65/20°C	Power input Z heat. rod, Mini PW, Vision	Power input Solo, Rio, Neo	Connection span (Z)	White colour RAL 9016	Electric
code	[mm]	[kg]	[l]	[-]	[W]	[W]	[W]	[mm]		
DRTM 0775 0600	35/295	9,3	5,7	1,275	345	300	400	559	✓	✓
DRTM 1215 0600	35/295	11,3	7,1	1,286	558	600	600	559	✓	✓
DRTM 1575 0600	35/295	14,4	9,3	1,296	745	700	800	559	✓	✓
DRTM 1775 0600	35/295	16,8	10,7	1,326	778	800	800	559	✓	✓

# Rytmo with hooks

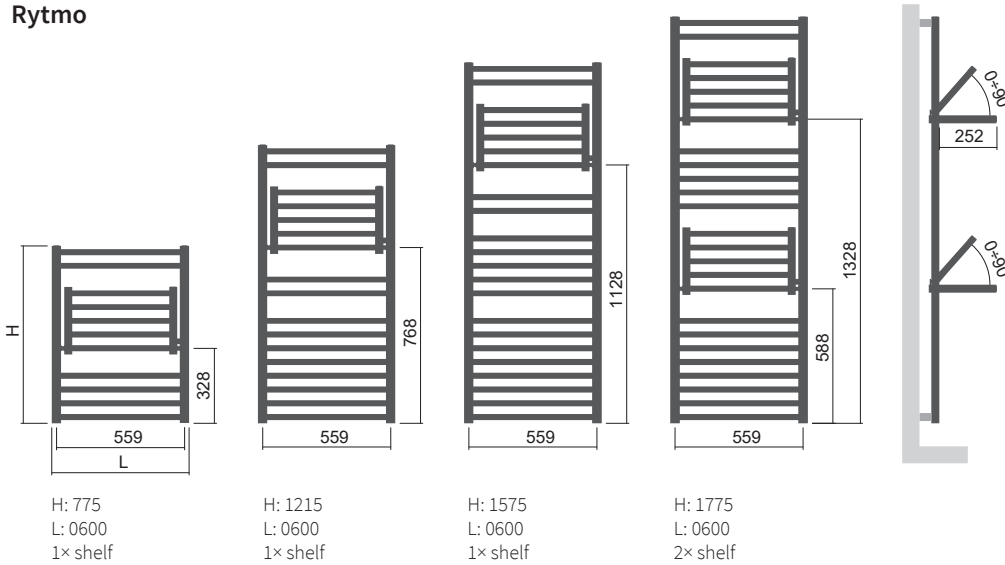


Height (H) Length (L) [mm]	Depth (B)	Weight	Water capacity	Temperature exponent	Output 75/65/20°C	Power input Z heat. rod, Mini PW, Vision	Power input Solo, Rio, Neo	Connection span (Z)	White colour RAL 9016	Electric
code	[mm]	[kg]	[l]	[-]	[W]	[W]	[W]	[mm]		
DRTH 0775 0600	39/295	9,3	5,7	1,275	345	300	400	559	✓	✓
DRTH 1215 0600	39/295	11,3	7,1	1,286	558	600	600	559	✓	✓
DRTH 1575 0600	39/295	14,4	9,3	1,296	745	700	800	559	✓	✓
DRTH 1775 0600	39/295	16,8	10,7	1,326	778	800	800	559	✓	✓

For ordering procedure see page 112 / The weight of radiators does not include water and packaging.

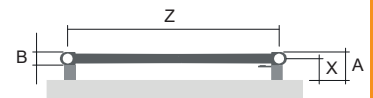
## Type height (H) / length (L) [mm]

### Rytmo



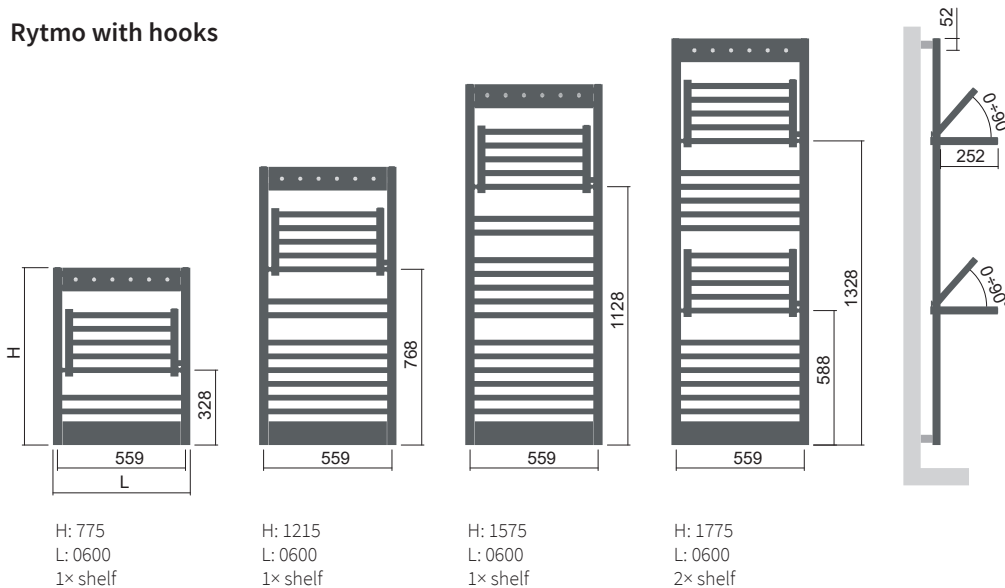
## Mounting

### Rytmo

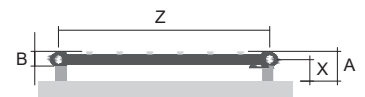


Type	X [mm]	A [mm]
Metal brackets	58-68	75-85

### Rytmo with hooks



### Rytmo with hooks



Type	X [mm]	A [mm]
Metal brackets	58-68	79-89

 View the product video




# Miro


The innovative Miro radiator with open sections for easy fabric hanging and warming. Improved manufacturing technology removes the need for stability reinforcements. The radiator now comes in a clean design, is more elegant and at the same time more practical than before. You can choose from a right or left arrangement available in two height and width options. The Miro radiator can be utilized both in central heating systems and for electric heating.

The units are available in a wide range of colours as per the ISAN colours chart with smooth, metallic or structured colours surfaces.

Material	steel profiles 35x35 mm steel profiles 50x10 mm
Connection threads	4xG1/2"
Testing overpressure	0,65 MPa
Max. op. overpressure	0,5 MPa
Max. operating temperature	110°C
Number of profiles	15, 18



1.



2.





1. Miro - Anthracite metallic S02 [61] / 2. Miro - Snow/traffic white RAL 9016 [01]

## Modification options

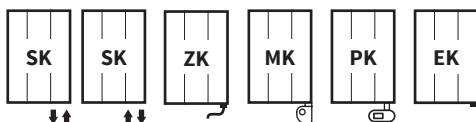
Surface treatment	colour
Height range [mm]	708-1 500 (increase of 264)
Length range [mm]	NO
Dimension changes	additional charge 30% <sup>1)</sup>
Electric version	YES (additional charge)
Standard connection (SK)	STANDARD
Middle connection (SM)	NO
Side connection (SB)	NO
One-sided into space fixing	NO

## Miro

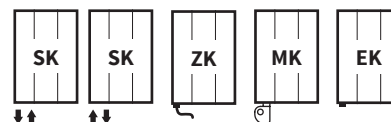
## Accessories

-  Colour ref. chart page 115
-  Bath. accessories page 100
-  Thermostatic packs page 102
-  Electric regulators page 108

## Connection Options - left design



## right design



The type of connection must be specified in the order; for more information see page 112, positions 13 and 14./<sup>1)</sup> to the nearest larger standard dimension





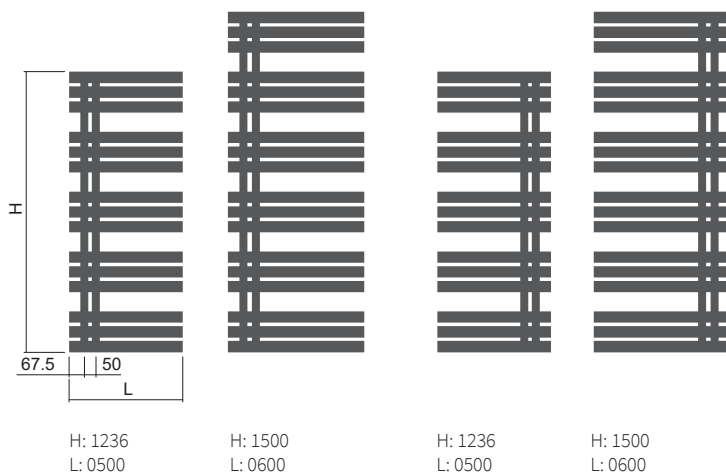
Height (H) Length (L) [mm]	Depth (B)	Weight	Water capacity	Temperature exponent	Output 75/65/20°C	Power input Z heat. rod, Mini PW, Vision	Power input Solo, Rio, Neo	Connection span (Z)	White colour RAL 9016	Electric
code	[mm]	[kg]	[l]	[-]	[W]	[W]	[W]	[mm]		
DMIR 1236 0500	45	13,8	4,8	1,348	496	500	400	50	✓	✓
DMIR 1500 0600	45	18,9	6,4	1,323	680	700	600	50	✓	✓

For ordering procedure see page 112 / The weight of radiators does not include water and packaging.

## Type height (H) / length (L) [mm]

Right design

Left design



## Mounting



Type	X [mm]	A [mm]
Metal brackets	57,5-67,5	90-100

### Ordering information

Models to be connected to central heating do not require left /right design specification.

With regard to the electric version, the left /right design specification must be noted in the order.



Stylish and practical design, now without stability reinforcements


# Echo

## Echo Inox

The Echo Inox radiator is primarily made of brushed stainless steel which beautifully accentuates the polished steel component. The unit provides a stylish complement to bathroom or kitchen taps as well as to sanitary accessories.

Innovations of this popular model include a colour design which stands out especially in metallic colours.

	Echo	Echo Inox
Material	steel profiles 35x35 mm steel profiles 35x15 mm	stainless steel profiles 30x30 mm stainless steel profiles 30x20 mm
Connection threads	4xG1/2"	4xG1/2"
Testing overpressure	0,65 MPa	1,3 MPa
Max. op. overpressure	0,5 MPa	1,0 MPa
Max. operating temperature	110 °C	95 °C
Number of profiles	12, 15, 21	15, 18, 21



1. Echo - Pink coral texture S32 [26] / 2. Echo Inox / 3. Echo - Black velvet matt S40 [51]





### Modification options

	Echo
Surface treatment	colour
Height range [mm]	695-1 735 (increase of 260)
Length range [mm]	500, 600
Dimension changes	additional charge 30 % <sup>1)</sup>
Electric version	YES (additional charge)
Standard connection (SK)	STANDARD
Middle connection (SM)	NO
Side connection (SB)	NO

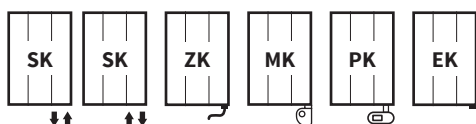
### Echo Inox

Surface treatment	combination brushed polished stainless steel
Height range [mm]	780-1 880 (increase of 220)
Length range [mm]	400-600 (increase of 50)
Dimension changes	additional charge 30 % <sup>1)</sup>
Electric version	YES (additional charge)
Standard connection (SK)	STANDARD
Middle connection (SM)	NO
Side connection (SB)	NO

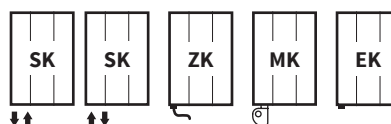
### Accessories

-  Colour ref. chart page 115
-  Bath. accessories page 100
-  Thermostatic packs page 102
-  Electric regulators page 108

### Connection Options - left design



### right design



The type of connection must be specified in the order; for more information see page 112, positions 13 and 14./<sup>1)</sup> to the nearest larger standard dimension

# Echo



Height (H) Length (L) [mm]	Depth (B)	Weight	Water capacity	Temperature exponent	Output 75/65/20°C	Power input Z heat. rod, Mini PW, Vision	Power input Solo, Rio, Neo	Connection span (Z)	White colour RAL 9016	Electric
code	[mm]	[kg]	[l]	[-]	[W]	[W]	[W]	[mm]		
DECC 0955 0500	50	10,2	4,2	1,291	388	400	400	50	✓	✓
DECC 1215 0500	50	12,8	5,3	1,297	471	500	400	50	✓	✓
DECC 1735 0500	50	18,0	7,5	1,308	635	600	600	50	✓	✓

# Echo Inox

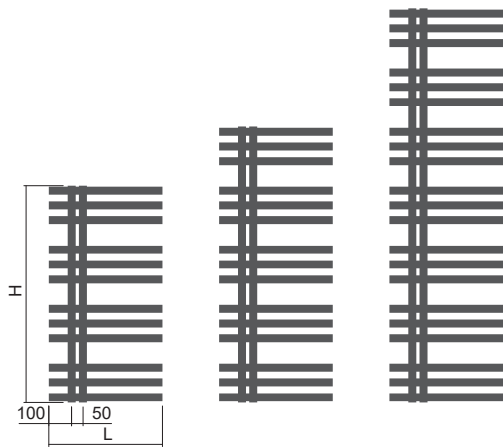


Height (H) Length (L) [mm]	Depth (B)	Weight	Water capacity	Temperature exponent	Output 75/65/20°C	Power input Z heat. rod, Mini PW, Vision	Power input Solo, Rio, Neo	Connection span (Z)	Stainless steel	Electric
code	[mm]	[kg]	[l]	[-]	[W]	[W]	[W]	[mm]		
DXEC 1000 0500	50	12,7	4,9	1,300	464	500	400	50	✓	✓
DXEC 1220 0500	50	15,5	5,5	1,300	559	600	600	50	✓	✓
DXEC 1660 0500	50	21,1	7,5	1,300	749	700	800	50	✓	✓

For ordering procedure see page 112 / The weight of radiators does not include water and packaging.

## Type height (H) / length (L) [mm]

### Echo



H: 0955  
L: 0500

H: 1215  
L: 0500

H: 1735  
L: 0500

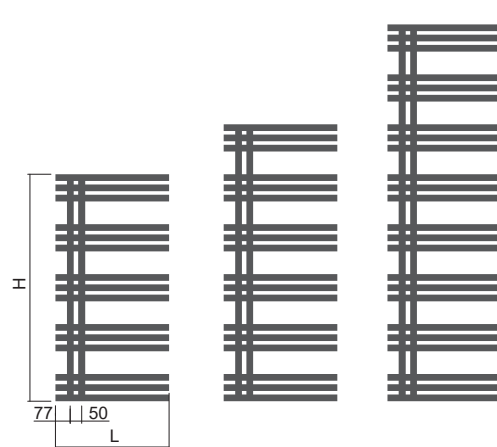
Right design



Left design



### Echo Inox



H: 1000  
L: 0500

H: 1220  
L: 0500

H: 1660  
L: 0500

#### Ordering information

Models to be connected to central heating do not require left /right design specification.

With regard to the electric version, the left /right design specification must be noted in the order.

## Mounting

### Echo



Type X [mm] A [mm]  
Metal brackets 57,5-67,5 90-100

### Echo Inox



Type X [mm] A [mm]  
Metal brackets 60-70 95-105

# Falco

The elegant Falco radiator with uniformly arranged square profiles will jazz up any bathroom. The profiles not only look good but also nicely warm up textiles, such as hand and bath towels. Right and left versions are available to meet your bathroom's individual needs.

Material	steel profiles 30×30 mm / steel profiles 25×25 mm
Connection threads	4×G1/2"
Testing overpressure	0,65 MPa
Max. op. overpressure	0,5 MPa
Max. op. temperature	110 °C
Number of profiles	18, 24, 32






1. Falco electric with reg. Rio chrome - Lava ash S33 [27] / 2. Falco - Champagne S31 [25] / 3. Falco electric with reg. Neo chrome - Dark grey S38 [50]

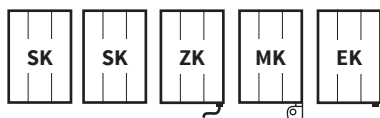
## Modification options

Surface treatment	colour
Height range [mm]	410-1 850 (increase of 80)
Length range [mm]	500, 600
Electric version	YES (additional charge)
Standard connection (SK)	STANDARD
Middle connection (SM)	NO
Side connection (SB)	NO
One-sided into space fixing	NO

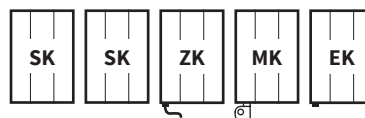
## Accessories

-  Colour ref. chart page 115
-  Thermostatic packs page 102
-  Electric regulators page 108

## Connection Options - left design



## right design



The type of connection must be specified in the order; for more information see page 112, positions 13 and 14



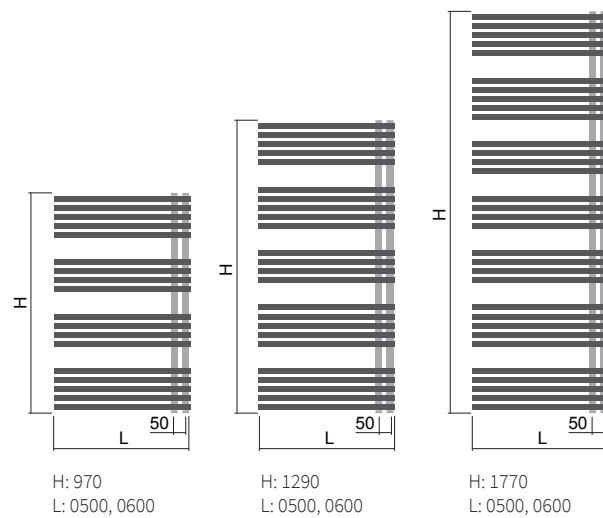
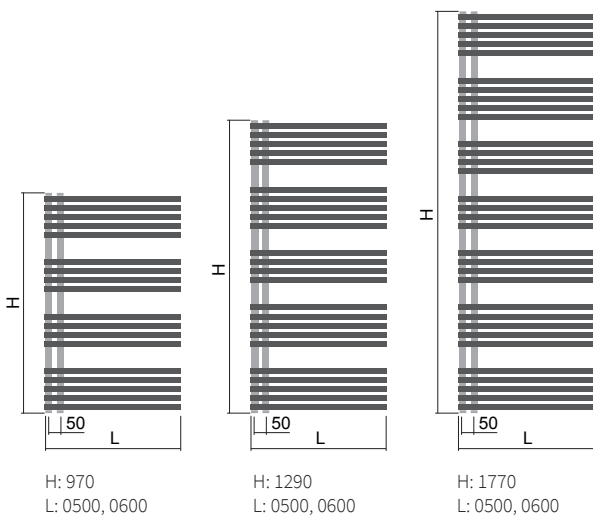
Height (H) Length (L) [mm]	Depth (B)	Weight	Water capacity	Temperature exponent	Output 75/65/20°C	Power input Z heat. rod, Mini PW, Vision	Power input Solo, Rio, Neo	Connection span (Z)	White colour RAL 9016	Electric
kód	[mm]	[kg]	[l]	[-]	[W]	[W]	[W]	[mm]		
DCOC 0970 0500	55	13,40	5,7	1,297	516	500	600	50	✓	✓
DCOC 0970 0600	55	15,40	6,6	1,297	597	600	600	50	✓	✓
DCOC 1290 0500	55	17,90	7,6	1,297	688	700	600	50	✓	✓
DCOC 1290 0600	55	20,60	8,8	1,297	795	800	800	50	✓	✓
DCOC 1770 0500	55	23,90	10,2	1,308	921	900	1000	50	✓	✓
DCOC 1770 0600	55	27,60	11,8	1,308	1064	1000	1000	50	✓	✓

For ordering procedure see page 112 / The weight of radiators does not include water and packaging.

## Type height (H) / length (L) [mm]

### left design

### right design



## Mounting



Type	X [mm]	A [mm]
Metal brackets	55-65	95-105



Falco - Lava ash S33 [27]




# Space

The new spatial model stands out for its simple elegance and distinctive rounded profiles. It divides the interior space stylishly, while highlighting the originality of your interior design.

Material	steel profiles 30x30 mm / steel pipes Ø 18 mm
Connection threads	4×G1/2"
Testing overpressure	1,3 MPa
Max. op. overpressure	1,0 MPa
Max. op. temperature	95 °C
Number of pipes	10, 16, 22



1.



2.



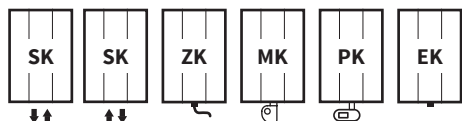
3.

1. Space - Black velvet S40 [51] / 2. Space electric with reg. Rio chrome - Pigeon blue RAL 5014 [07] / 3. Space - Black velvet S40 [51]

## Modification options




Surface treatment	colour
Height range [mm]	NO
Length range [mm]	NO
Electric version	YES (additional charge)
Standard connection (SK)	STANDARD
Middle connection (SM)	NO
Side connection (SB)	NO
One-sided into space fixing	YES

## Connection Options



The type of connection must be specified in the order; for more information see page 112, positions 13 and 14

## Accessories

-  Colour ref. chart page 115
-  Thermostatic packs page 102
-  Electric regulators page 108

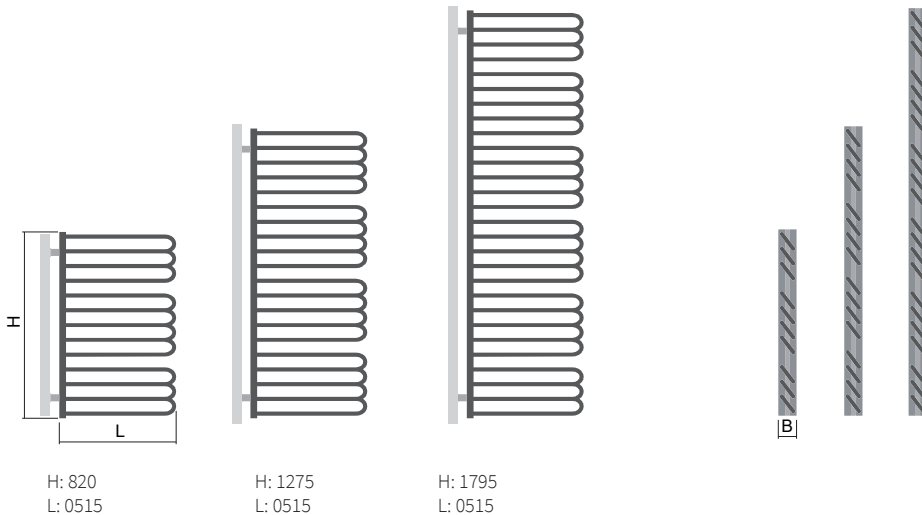
# Space



Height (H) Length (L) [mm]	Depth (B)	Weight	Water capacity	Temperature exponent	Output 75/65/20°C	Power input Z heat. rod, Mini PW, Vision	Power input Solo, Rio, Neo	Connection span (Z)	White colour RAL 9016	Electric
code	[mm]	[kg]	[l]	[-]	[W]	[W]	[W]	[mm]		
DKOS 0820 0515	80	9,3	3,0	1,225	482	500	400	50	✓	✓
DKOS 1275 0515	80	14,3	4,7	1,225	765	800	800	50	✓	✓
DKOS 1795 0515	80	19,4	6,5	1,225	1041	1000	1000	50	✓	✓

For ordering procedure see page 112 / The weight of radiators does not include water and packaging.

## Type height (H) / length (L) [mm]

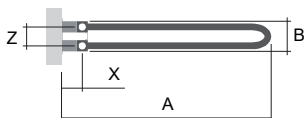


H: 820  
L: 0515

H: 1275  
L: 0515

H: 1795  
L: 0515

## Mounting



Type	X [mm]	A [mm]
Metal brackets	55-65	555-565

# Mapia Sky

# Mapia Sky Plus

The combination of wide, evenly spaced sections provides a stylish heat source for the bathroom. The uniqueness of the design is further accentuated by the frame structure of the Mapia Sky Plus.

	Mapia Sky	Mapia Sky Plus
Material	steel profiles D35×41 mm / steel profiles 50×10 mm	steel profiles D35×41 mm / steel profiles 50×10 mm
Connection threads	4×G1/2"	4×G1/2"
Testing overpressure	0,65 MPa	0,65 MPa
Max. op. overpressure	0,5MPa	0,5MPa
Max. op. temperature	110 °C	95 °C
Number of profiles	9, 15, 21	12, 18



1. Mapia Sky



2. Mapia Sky Plus






1. Mapia Sky - Claret violet matt RAL4004 [K4] / 2. Mapia Sky Plus with a middle connection - Black velvet S40 [51] / 3. Mapia Sky electric with Z heating rod - Black velvet S40 [51]

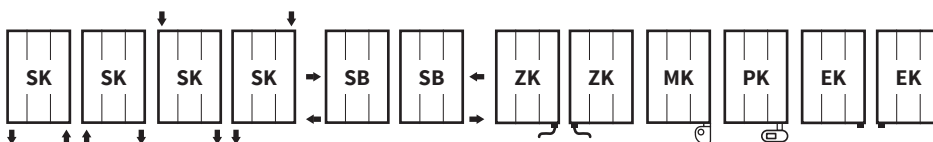
## Modification options

	Mapia Sky	Mapia Sky Plus
Surface treatment	colour	colour
Height range [mm]	465-1 765 (increase of 65)	NO
Length range [mm]	300-1 000 (increase of 10)	500, 600
Dimension changes	additional charge of 30 % <sup>1)</sup>	additional charge of 30 % <sup>1)</sup>
Electric version	YES (additional charge)	YES (additional charge)
Standard connection (SK)	STANDARD	NO
Middle connection (SM)	NO	NO
Universal connection (SU)	NO	STANDARD
Side connection (SB)	YES (additional charge)	YES (additional charge)
One-sided into space fixing	NO	NO

## Accessories

-  Colour ref. chart page 115
-  Thermostatic packs page 102
-  Electric regulators page 108

## Connection Options Mapia Sky



The type of connection must be specified in the order; for more information see page 112, positions 13 and 14. <sup>1)</sup> to the nearest larger standard dimension

# Mapia Sky



Height (H) Length (L) [mm]	Depth (B)	Weight	Water capacity	Temperature exponent	Output 75/65/20°C	Power input Z heat. rod, Mini PW, Vision	Power input Solo, Rio, Neo	Connection span (Z)	White colour RAL 9016	Electric
code	[mm]	[kg]	[l]	[-]	[W]	[W]	[W]	[mm]		
DMAS 0725 0500	35	7,5	2,8	1,273	333	300	400	459	✓	✓
DMAS 0725 0600	35	8,7	3,1	1,273	389	400	400	559	✓	✓
DMAS 1245 0500	35	12,5	4,8	1,270	545	500	600	459	✓	✓
DMAS 1245 0600	35	14,6	5,3	1,270	636	600	600	559	✓	✓
DMAS 1765 0500	35	17,6	6,8	1,267	750	700	800	459	✓	✓
DMAS 1765 0600	35	20,5	7,5	1,267	875	900	800	559	✓	✓

# Mapia Sky Plus

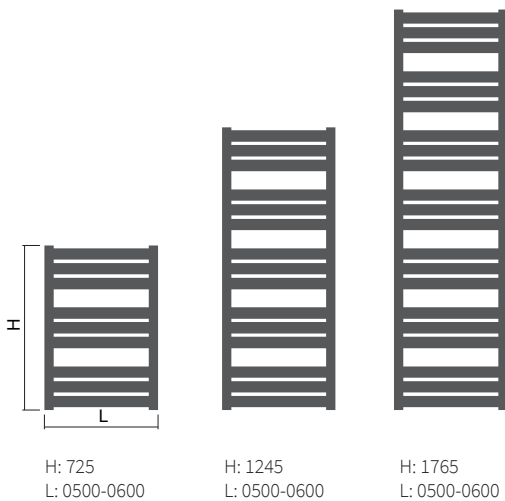


Height (H) Length (L) [mm]	Depth (B)	Weight	Water capacity	Temperature exponent	Output 75/65/20°C	Power input Z heat. rod, Mini PW, Vision	Power input Solo, Rio, Neo	Connection span (Z)	White colour RAL 9016	Electric
code	[mm]	[kg]	[l]	[-]	[W]	[W]	[W]	[mm]		
DMSP 1200 0600	35	14,2	6,0	1,303	624	600	600	50/559	✓	✓
DMSP 1720 0600	35	20,1	8,2	1,262	833	800	800	50/559	✓	✓

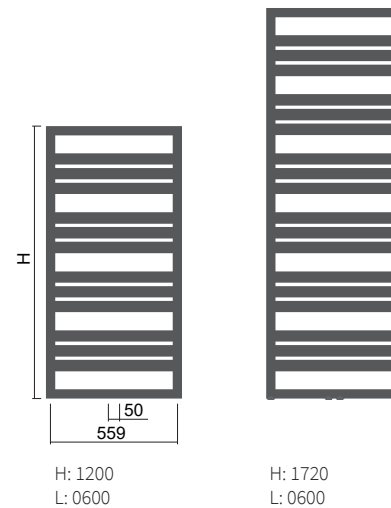
For ordering procedure see page 112 / The weight of radiators does not include water and packaging.

## Type height (H) / length (L) [mm]

### Mapia Sky

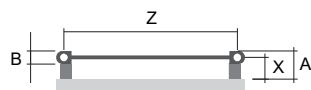


### Mapia Sky Plus



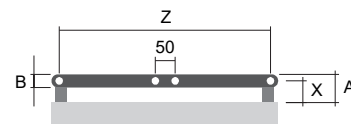
## Mounting

### Mapia Sky



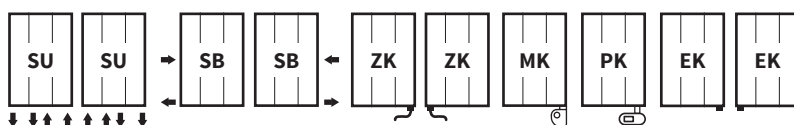
Type	X [mm]	A [mm]
Metal brackets	57,5-67,5	75-85

### Mapia Sky Plus



Type	X [mm]	A [mm]
Metal brackets	57,5-67,5	75-85

## Connection Options Mapia Sky Plus



# Atria

The width of the horizontal profiles lends Atria units a clear, original appearance. Each radiator will become a striking design feature, especially in colour variations with a structured surface such as lava ash, cinnamon or sapphire .

Material	steel profiles 30×30 mm steel profiles horizontally 70×11 mm
Connection threads	4×G1/2"
Testing overpressure	0,65 MPa
Max. op. overpressure	0,5 MPa
Max. operating temperature	110 °C
Number of profiles	8, 11, 16



1.



2.





1. Atria - Sandstone texture S13 [72] / 2. Atria - Black velvet matt S40 [51]

## Modification options

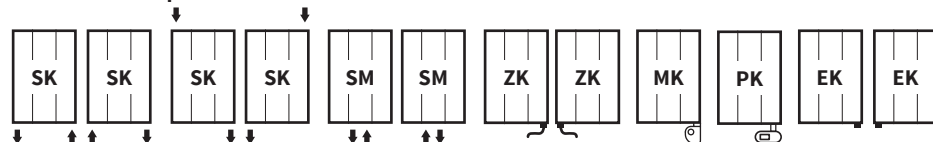
Surface treatment	colour
Height range [mm]	640-2 000 (increase of 80)
Length range [mm]	420-1 000 (increase of 10)
Dimension changes	additional charge of 30% <sup>1)</sup>
Electric version	YES (additional charge)
Standard connection (SK)	STANDARD
Middle connection (SM)	YES (additional charge)
Side connection (SB)	NO
One-sided into space fixing	NO

## Atria

## Accessories

-  Colour ref. chart page 115
-  Bath. accessories page 100
-  Thermostatic packs page 102
-  Electric regulators page 108

## Connection Options



The type of connection must be specified in the order; for more information see page 112, positions 13 and 14./<sup>1)</sup> to the nearest larger standard dimension

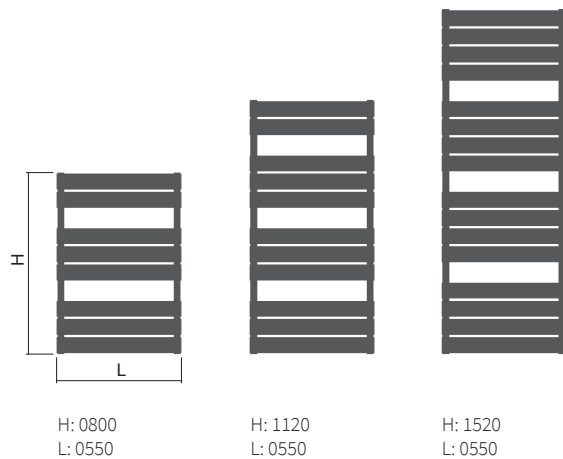




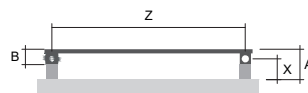
Height (H) Length (L) [mm]	Depth (B)	Weight	Water capacity	Temperature exponent	Output 75/65/20°C	Power input Z heat. rod, Mini PW, Vision	Power input Solo, Rio, Neo	Connection span (Z)	White colour RAL 9016	Electric
code	[mm]	[kg]	[l]	[-]	[W]	[W]	[W]	[mm]		
DLAV 0800 0550	41	10,7	3,4	1,220	408	400	400	512	✓	✓
DLAV 1120 0550	41	14,8	4,8	1,238	569	600	600	512	✓	✓
DLAV 1520 0550	41	21,1	6,8	1,230	761	800	800	512	✓	✓

For ordering procedure see page 112 / The weight of radiators does not include water and packaging.

## Type height (H) / length (L) [mm]



## Mounting



Type	X [mm]	A [mm]
Metal brackets	55-65	81-91



Atria - Anthracite metallic S02 [61] with magnetic hooks

Bathroom accessories without drilling or sticking - magnetic hooks provide a flexible solution for bath fabric heating. See page 100 for additional bathroom accessories.

# Club Sky

The Club Sky radiator has an airy and modern feel to it. The even arrangement of its square sections provides a sophisticated and timeless look. It is equally suitable for bathrooms and entrance halls.

Material	steel profiles 30×30 mm / steel profiles 30×30 mm
Connection threads	4×G1/2"
Testing overpressure	1,3 MPa
Max. op. overpressure	1,0 MPa
Max. op. temperature	110 °C
Number of profiles	19, 23, 27



1.

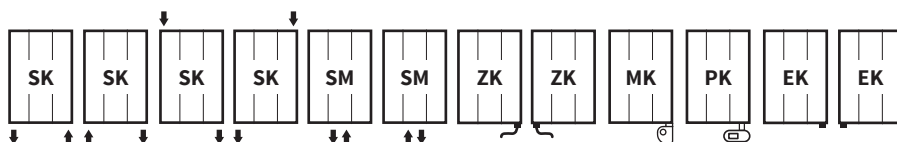


1. Club Sky - Ivory S08 [67] / 2. Club Sky electric with reg. Neo chrome - Pastel blue matt RAL 5024MAT [K6]

## Modification options




Surface treatment	colour
Height range [mm]	606-1 998 (increase po 48)
Length range [mm]	400-1 000 (increase of 10)
Dimension changes	additional charge of 30 % <sup>1)</sup>
Electric version	YES (additional charge)
Standard connection (SK)	STANDARD
Middle connection (SM)	YES (additional charge)
Side connection (SB)	NO
One-sided into space fixing	NO

## Connection Options



The type of connection must be specified in the order; for more information see page 112, positions 13 and 14. / <sup>1)</sup> to the nearest larger standard dimension

## Accessories


-  Colour ref. chart page 115
-  Thermostatic packs page 102
-  Electric regulators page 108



Height (H) Length (L) [mm]	Depth (B)	Weight	Water capacity	Temperature exponent	Output 75/65/20°C	Power input Z heat. rod, Mini PW, Vision	Power input Solo, Rio, Neo	Connection span (Z)	White colour RAL 9016	Electric
code	[mm]	[kg]	[l]	[-]	[W]	[W]	[W]	[mm]		
DCLS 1182 0600	60	19,8	10,0	1,244	666	700	600	562	✓	✓
DCLS 1470 0600	60	24,0	12,1	1,244	810	800	800	562	✓	✓
DCLS 1758 0600	60	28,2	14,3	1,247	945	900	1000	562	✓	✓

For ordering procedure see page 112 / The weight of radiators does not include water and packaging.

## Type height (H) / length (L) [mm]

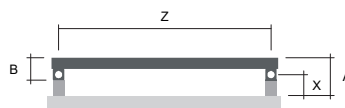


H: 1182  
L: 0600

H: 1470  
L: 0600

H: 1758  
L: 0600

## Mounting



Type	X [mm]	A [mm]
Metal brackets	55-65	100-110

# Quadrat Sky Quadrat Sky Plus

The square shape of this unit is very attractive, while its design is suitable for any bathroom. The Quadrat Sky Plus option comes with an enclosed frame that will give the bathroom an original look.

	Quadrat Sky	Quadrat Sky Plus
Material	steel profiles 40×40 mm / steel profiles 25×25 mm	steel profiles 40×40 mm / steel profiles 25×25 mm
Connection threads	4×G1/2"	4×G1/2"
Testing overpressure	0,65 MPa	0,65 MPa
Max. op. overpressure	0,5MPa	0,5MPa
Max. op. temperature	110 °C	95 °C
Number of profiles	19, 22, 25	16, 24



1. Quadrat Sky



2. Quadrat Sky Plus






3.

1. Quadrat Sky - Pastel green mat RAL 6019 [K7] / 2. Quadrat Sky Plus - Snow/traffic white RAL 9016 [01] / 3. Quadrat Sky Plus electric with reg. Neo chrome - Window grey matt RAL 7040 MAT [K3]

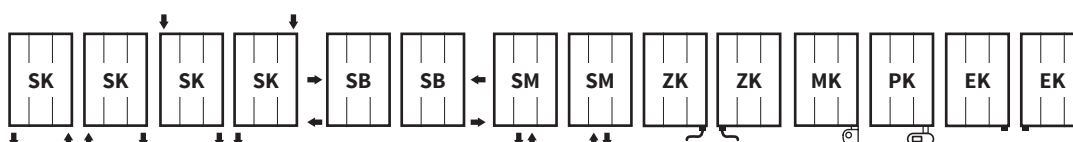
## Modification options

	Quadrat Sky	Quadrat Sky Plus
Surface treatment	colour	colour
Height range [mm]	305-1 955 (increase of 50)	NO
Length range [mm]	300-1 000 (increase of 10)	500, 600
Dimension changes	additional charge of 30 % <sup>1)</sup>	additional charge of 30 % <sup>1)</sup>
Electric version	YES (additional charge)	YES (additional charge)
Standard connection (SK)	STANDARD	NO
Middle connection (SM)	YES (additional charge)	NO
Universal connection (SU)	NO	STANDARD
Side connection (SB)	YES (additional charge)	YES (additional charge)

## Accessories

-  Colour ref. chart page 115
-  Thermostatic packs page 102
-  Electric regulators page 108

## Connection Options Quadrat Sky



The type of connection must be specified in the order; for more information see page 112, positions 13 and 14./<sup>1)</sup> to the nearest larger standard dimension

# Quadrat Sky



Height (H) Length (L) [mm]	Depth (B)	Weight	Water capacity	Temperature exponent	Output 75/65/20°C	Power input Z heat. rod, Mini PW, Vision	Power input Solo, Rio, Neo	Connection span (Z)	White colour RAL 9016	Electric
code	[mm]	[kg]	[l]	[-]	[W]	[W]	[W]	[mm]		
DQUS 1255 0500	40	12,2	7,5	1,269	487	500	400	460	✓	✓
DQUS 1255 0600	40	14,0	8,5	1,269	566	600	600	560	✓	✓
DQUS 1505 0500	40	14,3	8,8	1,270	656	700	600	460	✓	✓
DQUS 1505 0600	40	16,3	10,0	1,270	761	800	800	560	✓	✓
DQUS 1755 0500	40	16,3	10,2	1,272	728	700	800	460	✓	✓
DQUS 1755 0600	40	18,6	11,4	1,272	844	800	800	560	✓	✓

# Quadrat Sky Plus

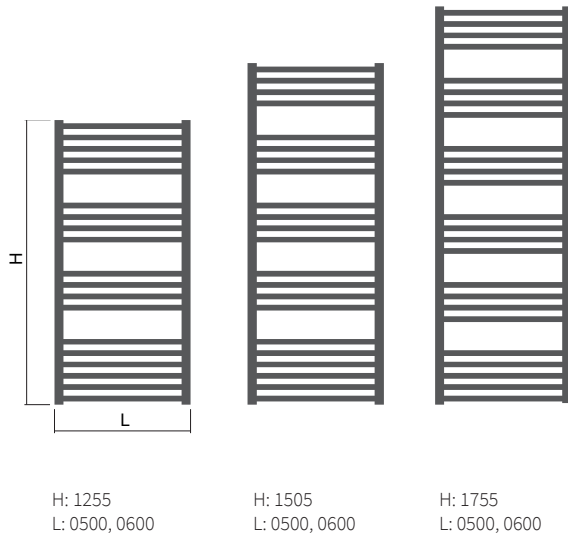


Height (H) Length (L) [mm]	Depth (B)	Weight	Water capacity	Temperature exponent	Output 75/65/20°C	Power input Z heat. rod, Mini PW, Vision	Power input Solo, Rio, Neo	Connection span (Z)	White colour RAL 9016	Electric
code	[mm]	[kg]	[l]	[-]	[W]	[W]	[W]	[mm]		
DQSP 1245 0600	40	15,2	9,7	1,271	699	700	600	50/560	✓	✓
DQSP 1745 0600	40	20,8	13,2	1,254	965	1000	1000	50/560	✓	✓

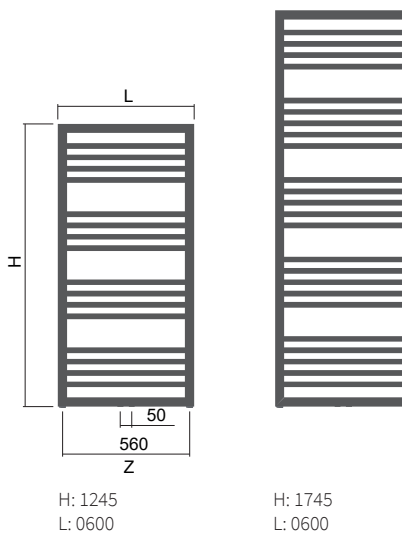
For ordering procedure see page 112 / The weight of radiators does not include water and packaging.

## Type height (H) / length (L) [mm]

### Quadrat Sky

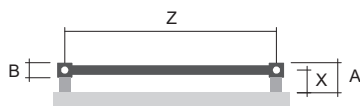


### Quadrat Sky Plus



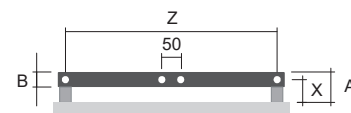
## Mounting

### Quadrat Sky



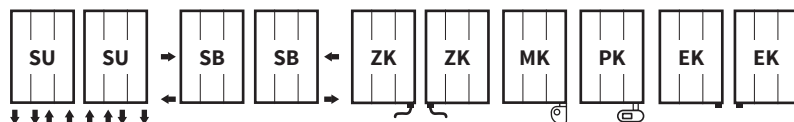
Type	X [mm]	A [mm]
Metal brackets	60-70	80-90

### Quadrat Sky Plus



Type	X [mm]	A [mm]
Metal brackets	60-70	80-90

## Connection Options Quadrat Sky Plus





# Quadrat Inox Quadrat Chrom

The delicate 20×20 mm stainless steel profiles of Quadrat Inox heating units represent contemporary style in bathroom radiators. They especially stand out when mounted on surfaces imitating natural stone. The more robust and shiny Quadrat Chrom bathroom units feature 40×40 mm steel flow pipes.



	Quadrat Inox	Quadrat Chrom
Material	stainless steel profiles 30×30 mm stainless steel profiles 20×20 mm	steel profiles 40×40 mm steel profiles 25×25 mm
Connection threads	4×G1/2"	4×G1/2"
Testing overpressure	1,3 MPa	0,65 MPa
Max. op. overpressure	1,0 MPa	0,5 MPa
Max. operating temperature	95 °C	110 °C
Number of profiles	12, 21, 24, 29	21, 24, 29



1. Quadrat Inox / 2. Quadrat Chrom / 3. Quadrat Inox

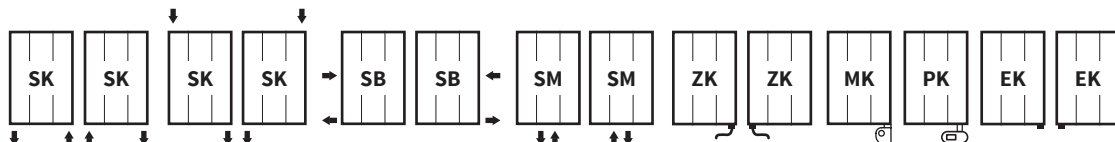
## Modification options

	Quadrat Inox	Quadrat Chrom
Surface treatment	brushed stainless steel	chrome
Height range [mm]	605-1 755 (increase of 50)	305-1 755 (increase of 50)
Length range [mm]	300-750 (increase of 10)	300-600 (increase of 10)
Dimension changes	additional charge 30 % <sup>1)</sup>	additional charge 30 % <sup>1)</sup>
Electric version	YES (additional charge)	YES (additional charge)
Standard connection (SK)	STANDARD	STANDARD
Middle connection (SM)	YES (additional charge)	YES (additional charge)
Side connection (SB)	YES (additional charge)	YES (additional charge)
One-sided into space fixing	NO	NO

## Accessories

- Thermostatic packs page 102
- Electric regulators page 108

## Connection Options Quadrat Inox / Quadrat Chrom



The type of connection is specified in the order, for more information see page 112. <sup>1)</sup> For larger standard dimension

# Quadrat Inox



Height (H) Length (L) [mm]	Depth (B)	Weight	Water capacity	Temperature exponent	Output 75/65/20°C	Power input Z heat. rod, Mini PW, Vision	Power input Solo, Rio, Neo	Connection span (Z)	Stainless steel	Electric
code	[mm]	[kg]	[l]	[-]	[W]	[W]	[W]	[mm]		
DXQU 0805 0600	30	10,2	2,9	1,300	288	300	200	570	✓	✓
DXQU 1255 0600	30	15,4	4,5	1,300	436	400	400	570	✓	✓
DXQU 1505 0600	30	15,5	5,9	1,300	505	500	600	570	✓	✓
DXQU 1755 0600	30	23,3	6,2	1,300	604	600	600	570	✓	✓

# Quadrat Chrom



Height (H) Length (L) [mm]	Depth (B)	Weight	Water capacity	Temperature exponent	Output 75/65/20°C	Power input Z heat. rod, Mini PW, Vision	Power input Solo, Rio, Neo	Connection span (Z)	Chrome	Electric
code	[mm]	[kg]	[l]	[-]	[W]	[W]	[W]	[mm]		
DQUA 1255 0500	40	15,0	7,7	1,319	366	400	400	460	✓	✓
DQUA 1255 0600	40	17,3	8,7	1,319	425	400	400	560	✓	✓
DQUA 1505 0500	40	15,1	9,3	1,321	436	400	400	460	✓	✓
DQUA 1505 0600	40	17,3	1,05	1,321	507	500	600	560	✓	✓
DQUA 1755 0500	40	20,5	10,7	1,322	506	500	600	460	✓	✓
DQUA 1755 0600	40	23,7	12,1	1,322	588	600	600	560	✓	✓

For ordering procedure see page 112 / The weight of radiators does not include water and packaging.

## Type height (H) / length (L) [mm]

### Quadrat Inox



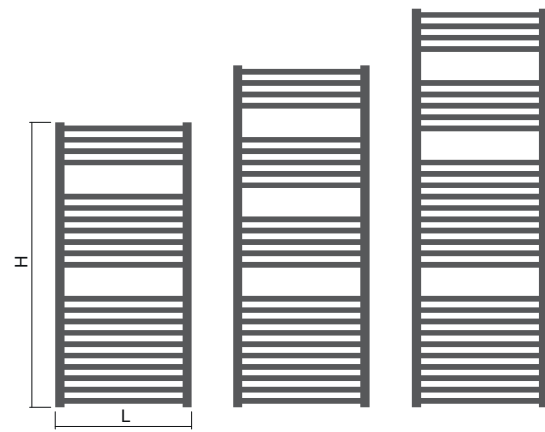
H: 0805  
L: 0600

H: 1255  
L: 0600

H: 1505  
L: 0600

H: 1755  
L: 0600

### Quadrat Chrom



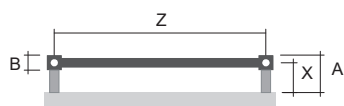
H: 1255  
L: 0500-0600

H: 1505  
L: 0500-0600

H: 1755  
L: 0500-0600

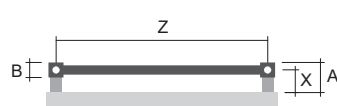
## Mounting

### Quadrat Inox



Type X [mm] A [mm]  
Metal brackets 74-84 89-99

### Quadrat Chrom



Type X [mm] A [mm]  
Metal brackets 60-70 80-90


# Gradda Inox

Its geometrically refined lines and high-quality brushed stainless steel design have predestined the Gradda Inox radiator for truly universal use in bathrooms, kitchens, bedrooms and other smaller spaces.

Material	stainless steel profiles 30×30 mm
Connection threads	4 x G1/2"
Testing overpressure	1,3 MPa
Max. op. overpressure	1,0 MPa
Max. operating temperature	95°C
Number of profiles	10, 12



1.



1. Gradda Inox

## Modification options

Surface treatment	brushed stainless steel
Height range [mm]	NO
Length range [mm]	400-600 (increase of 50)
Dimension changes	additional charge 30 % <sup>1)</sup>
Electric version	YES (additional charge)
Standard connection (SK)	STANDARD
Middle connection (SM)	NO
Side connection (SB)	NO
One-sided into space fixing	NO

## Gradda Inox

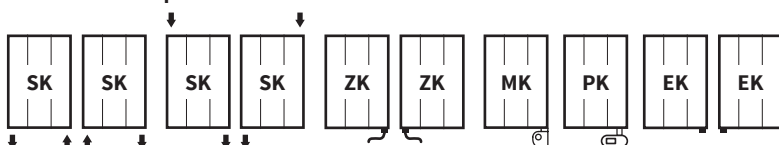
Surface treatment	brushed stainless steel
Height range [mm]	NO
Length range [mm]	400-600 (increase of 50)
Dimension changes	additional charge 30 % <sup>1)</sup>
Electric version	YES (additional charge)
Standard connection (SK)	STANDARD
Middle connection (SM)	NO
Side connection (SB)	NO
One-sided into space fixing	NO

## Accessories

 Thermostatic packs page 102

 Electric regulators page 108

## Connection Options



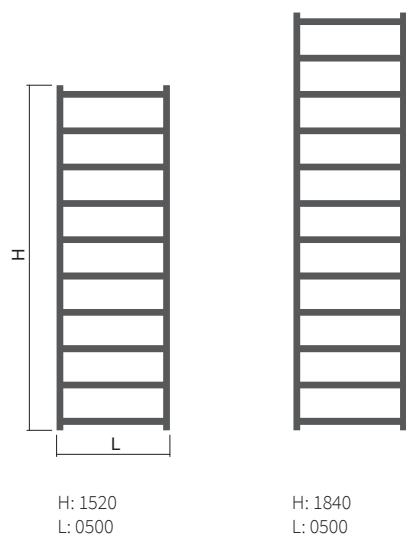
The type of connection must be specified in the order; for more information see page 112, positions 13 and 14. <sup>1)</sup> to the nearest larger standard dimension



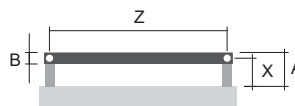
Height (H) Length (L) [mm]	Depth (B)	Weight	Water capacity	Temperature exponent	Output 75/65/20°C	Power input Z heat. rod, Mini PW, Vision	Power input Solo, Rio, Neo	Connection span (Z)	Stainless steel	Electric
code	[mm]	[kg]	[l]	[-]	[W]	[W]	[W]	[mm]		
DXGR 1520 0500	30	10,3	5,4	1,300	356	400	400	470	✓	✓
DXGR 1840 0500	30	11,2	5,6	1,300	429	400	400	470	✓	✓

For ordering procedure see page 112 / The weight of radiators does not include water and packaging.

## Type height (H) / length (L) [mm]



## Mounting



Type	X [mm]	A [mm]
Metal brackets	74-84	89-99



Gradda Inox

# Aura

## Aura Chrom

The charm of simplicity, coupled with elegance, designed for lovers of the classics. The unit's symmetrical lines will introduce an original style to any kitchen or bathroom.

Material	steel pipes Ø 35 mm steel pipes Ø 18 mm
Connection threads	4xG1/2"
Testing overpressure	1,3 MPa
Max. op. overpressure	1,0 MPa
Max. op. temperature	110 °C
Number of pipes	10, 12, 16



1. Aura with a middle connection - Anthracite metallic S02 [61] / 2. Aura Chrom / 3. Aura - Black velvet matt S40 [51]

### Modification options

Surface treatment
Height range [mm]
Length range [mm]
Dimension changes
Electric version
Standard connection (SK)
Middle connection (SM)
Side connection (SB)
One-sided into space fixing

### Aura

colour
420-1 860 (increase of 120)
300-600 (increase of 100)
additional charge 30 % <sup>1)</sup>
YES (additional charge)
STANDARD
YES (additional charge)
NO
YES (additional charge)

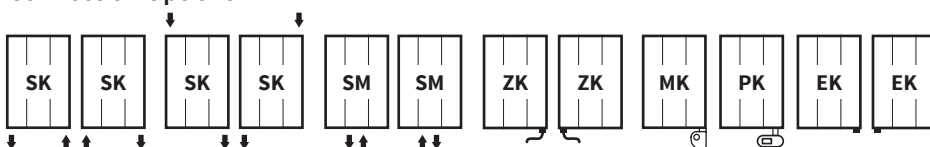
### Aura Chrom

chrome
420-1740 (increase of 120)
300-600 (increase of 100)
additional charge 30 % <sup>1)</sup>
YES (additional charge)
STANDARD
YES (additional charge)
NO
YES (additional charge)

### Accessories

- Colour ref. chart page 115
- Thermostatic packs page 102
- Electric regulators page 108

### Connection Options



The type of connection must be specified in the order; for more information see page 112, positions 13 and 14,<sup>1)</sup> to the nearest larger standard dimension



# Aura



Height (H) Length (L) [mm]	Depth (B)	Weight	Water capacity	Temperature exponent	Output 75/65/20°C	Power input Z heat. rod, Mini PW, Vision	Power input Solo, Rio, Neo	Connection span (Z)	White colour RAL 9016	Electric
kód	[mm]	[kg]	[l]	[-]	[W]	[W]	[W]	[mm]		
DDIN 1140 0300	35	4,1	2,3	1,243	284	300	200	265	✓	✓
DDIN 1380 0400	35	5,5	3,0	1,242	337	300	400	365	✓	✓
DDIN 1620 0500	35	7,0	3,5	1,241	453	400	400	465	✓	✓
DDIN 1860 0500	35	9,3	4,1	1,239	522	500	600	465	✓	✓

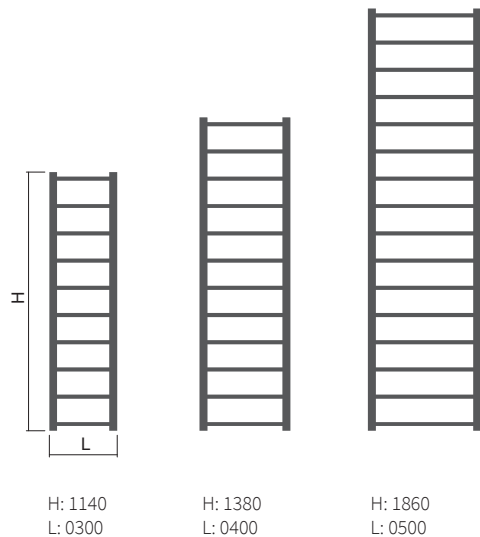
# Aura Chrom



Height (H) Length (L) [mm]	Depth (B)	Weight	Water capacity	Temperature exponent	Output 75/65/20°C	Power input Z heat. rod, Mini PW, Vision	Power input Solo, Rio, Neo	Connection span (Z)	Chrom	Electric
kód	[mm]	[kg]	[l]	[-]	[W]	[W]	[W]	[mm]		
DDIN 1140 0300	35	4,1	2,3	1,243	199	200	200	265	✓	✓
DDIN 1380 0400	35	5,5	3,0	1,242	236	200	200	365	✓	✓
DDIN 1620 0500	35	7,0	3,5	1,241	317	300	400	465	✓	-

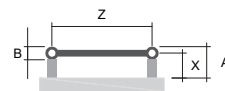
For ordering procedure see page 112 / The weight of radiators does not include water and packaging.

## Type height (H) / length (L) [mm]



Height 1860/500 not available in chrome

## Mounting



Type	X [mm]	A [mm]
Metal brackets	57,5-67,5	75-85



Aura - Black velvet matt S40 [51] - middle connection

# Silla Inox

# Silla Radius Inox

Made of high-quality brushed stainless steel, this classic bathroom radiator will captivate you with its simple yet sophisticated design. It is characterized by Ø 40 mm vertical flow pipes and is a perfect fit for any modern bathroom.

Material	stainless steel pipes Ø 40 mm stainless steel pipes Ø 22 mm
Connection threads	4×G1/2"
Testing overpressure	1,3 MPa
Max. op. overpressure	1,0 MPa
Max. operating temperature	95°C
Number of pipes	14, 22, 29, 33



1.

2.



1. Silla Inox / 2. Silla Radius Inox / 3. Silla Radius Inox

## Modification options

Surface treatment	brushed stainless steel
Height range [mm]	640-1 765 (increase of 45)
Length range [mm]	300-750 (increase of 10)
Dimension changes	additional charge 30 % <sup>1)</sup>
Electric version	YES (additional charge)
Standard connection (SK)	STANDARD
Middle connection (SM)	YES (additional charge)
Side connection (SB)	NO
One-sided into space fixing	NO



## Silla Inox

Surface treatment	brushed stainless steel
Height range [mm]	640-1 765 (increase of 45)
Length range [mm]	300-750 (increase of 10)
Dimension changes	additional charge 30 % <sup>1)</sup>
Electric version	YES (additional charge)
Standard connection (SK)	STANDARD
Middle connection (SM)	YES (additional charge)
Side connection (SB)	NO
One-sided into space fixing	NO

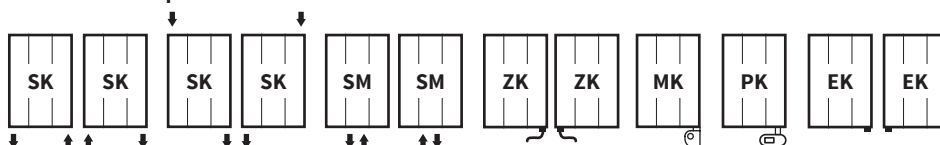
## Silla Radius Inox

Surface treatment	brushed stainless steel
Height range [mm]	640-1 765 (increase of 45)
Length range [mm]	500, 600
Dimension changes	additional charge 30 % <sup>1)</sup>
Electric version	YES (additional charge)
Standard connection (SK)	STANDARD
Middle connection (SM)	YES (additional charge)
Side connection (SB)	NO
One-sided into space fixing	NO

## Accessories

-  Thermostatic packs page 102
-  Electric regulators page 108

## Connection Options



The type of connection must be specified in the order; for more information see page 112, positions 13 and 14./<sup>1)</sup> to the nearest larger standard dimension

# Silla Inox



Height (H) Length (L) [mm]	Depth (B)	Weight	Water capacity	Temperature exponent	Output 75/65/20°C	Power input Z heat. rod, Mini PW, Vision	Power input Solo, Rio, Neo	Connection span (Z)	Stainless steel	Electric
code	[mm]	[kg]	[l]	[-]	[W]	[W]	[W]	[mm]		
DXSI 0820 0600	40	8,3	4,1	1,300	322	400	400	560	✓	✓
DXSI 1180 0600	40	9,9	6,4	1,300	432	400	400	560	✓	✓
DXSI 1495 0600	40	11,8	7,6	1,288	545	500	600	560	✓	✓
DXSI 1765 0600	40	14,7	9,6	1,290	647	600	600	560	✓	✓

# Silla Radius Inox

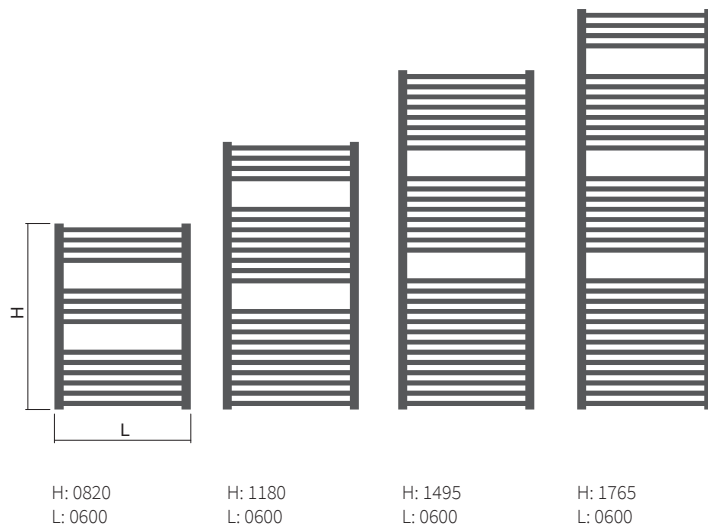


Height (H) Length (L) [mm]	Depth (B)	Weight	Water capacity	Temperature exponent	Output 75/65/20°C	Power input Z heat. rod, Mini PW, Vision	Power input Solo, Rio, Neo	Connection span (Z)	Stainless steel	Electric
code	[mm]	[kg]	[l]	[-]	[W]	[W]	[W]	[mm]		
DXSR 0820 0600	94	8,4	4,1	1,300	284	300	200	560	✓	✓
DXSR 1180 0600	94	10,0	6,5	1,300	432	400	400	560	✓	✓
DXSR 1765 0600	94	14,9	9,7	1,280	647	600	600	560	✓	✓

For ordering procedure see page 112 / The weight of radiators does not include water and packaging.

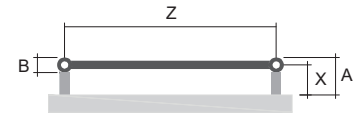
## Type height (H) / length (L) [mm]

Silla Inox/ Silla Radius Inox



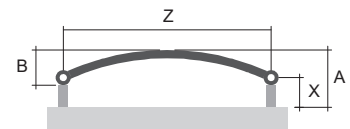
## Mounting

Silla Inox



Type	X [mm]	A [mm]
Metal brackets	79-89	99-109

Silla Radius Inox



Type	X [mm]	A [mm]
Metal brackets	79-89	155-165

The Silla Radius Inox model is not available in the height of 1495 mm.



Silla Radius Inox

# Ikaria / Ikaria Radius / Ikaria Double

Clean, round lines of two types of heating pipes are arranged into single-row, double-row and semicircular configurations. An ideal combination of elegance and functionality

Material	steel pipes Ø 28 mm steel pipes Ø 22 mm
Connection threads	4×G1/2"
Testing overpressure	1,3 MPa
Max. op. overpressure	1,0 MPa
Max. operating temperature	110 °C
Number of pipes Ikaria, Ikaria Radius	14, 24, 36
Number of pipes Ikaria Double	28, 48, 72



1. Ikaria - Snow/traffic white RAL 9016 [01] / 2. Ikaria Radius - Antique gold metallic S36 [48] / 3. Ikaria Double - Ivory/cream RAL 9001 [04] / 4. Ikaria electric with reg. Rio white - Snow/traffic white RAL 9016 [01]

## Modification options

Surface treatment	colour
Height range [mm]	332-1 972 (increase of 40)
Length range [mm]	400-1 000 (increase of 10)
Dimension changes	additional charge 30 % <sup>1)</sup>
Electric version	YES (additional charge)
Standard connection (SK)	STANDARD
Middle connection (SM)	YES (additional charge)
Side connection (SB)	NO
One-sided into space fixing	YES (additional charge)

## Ikaria

colour	colour
332-1 972 (increase of 40)	332-1 972 (increase of 40)
400-1 000 (increase of 10)	500, 600
additional charge 30 % <sup>1)</sup>	additional charge 30 % <sup>1)</sup>
YES (additional charge)	YES (additional charge)
STANDARD	STANDARD
YES (additional charge)	YES (additional charge)
NO	NO
YES (additional charge)	NO

## Ikaria Radius

colour	colour
332-1 972 (increase of 40)	332-1 972 (increase of 40)
500, 600	400-1 000 (increase of 10)
additional charge 30 % <sup>1)</sup>	additional charge 30 % <sup>1)</sup>
YES (additional charge)	YES (additional charge)
STANDARD	STANDARD
YES (additional charge)	YES (additional charge)
NO	NO
NO	YES (additional charge)

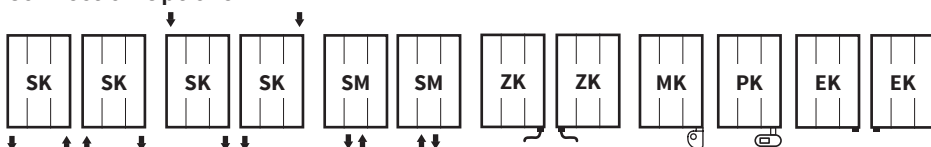
## Ikaria Double

colour	colour
332-1 972 (increase of 40)	332-1 972 (increase of 40)
400-1 000 (increase of 10)	400-1 000 (increase of 10)
additional charge 30 % <sup>1)</sup>	additional charge 30 % <sup>1)</sup>
YES (additional charge)	YES (additional charge)
STANDARD	STANDARD
YES (additional charge)	YES (additional charge)
NO	NO
YES (additional charge)	YES (additional charge)

## Accessories

- Colour ref. chart page 115
- Thermostatic packs page 102
- Electric regulators page 108

## Connection Options



The type of connection must be specified in the order; for more information see page 112, positions 13 and 14./<sup>1)</sup> to the nearest larger standard dimension

# Ikaria



Height (H) Length (L) [mm]	Depth (B)	Weight	Water capacity	Temperature exponent	Output 75/65/20°C	Power input Z heat. rod. Mini PW, Vision	Power input Solo, Rio, Neo	Connection span (Z)	White colour RAL 9016	Electric
code	[mm]	[kg]	[l]	[-]	[W]	[W]	[W]	[mm]		
DIKA 0732 0500	48	6,1	2,7	1,187	337	300	400	464	✓	✓
DIKA 0732 0600	48	7,0	3,2	1,187	389	400	400	564	✓	✓
DIKA 1212 0500	48	10,3	4,7	1,187	573	600	600	464	✓	✓
DIKA 1212 0600	48	11,8	5,4	1,187	663	700	600	564	✓	✓
DIKA 1772 0500	48	15,4	7,0	1,187	855	900	800	464	✓	✓
DIKA 1772 0600	48	17,7	8,1	1,187	989	1000	1000	564	✓	✓

Chrome plating reduces the heat output by as much as 30%.

# Ikaria Radius



Height (H) Length (L) [mm]	Depth (B)	Weight	Water capacity	Temperature exponent	Output 75/65/20°C	Power input Z heat. rod. Mini PW, Vision	Power input Solo, Rio, Neo	Connection span (Z)	White colour RAL 9016	Electric
code	[mm]	[kg]	[l]	[-]	[W]	[W]	[W]	[mm]		
DIKR 0732 0500	89	6,1	2,8	1,235	349	300	400	446	✓	✓
DIKR 0732 0600	102	7,0	3,2	1,235	400	400	400	546	✓	✓
DIKR 1212 0500	89	10,4	4,7	1,235	593	600	600	446	✓	✓
DIKR 1212 0600	102	12,0	5,5	1,235	682	700	600	546	✓	✓
DIKR 1772 0500	89	15,5	7,1	1,235	878	900	800	446	✓	✓
DIKR 1772 0600	102	17,9	8,2	1,235	1 018	1 000	1000	546	✓	✓

# Ikaria Double

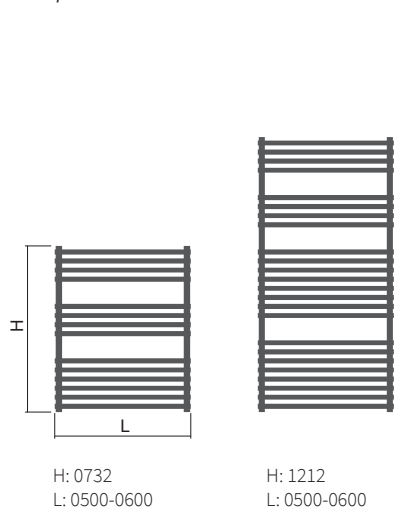


Height (H) Length (L) [mm]	Depth (B)	Weight	Water capacity	Temperature exponent	Output 75/65/20°C	Power input Z heat. rod. Mini PW, Vision	Power input Solo, Rio, Neo	Connection span (Z)	White colour RAL 9016	Electric
code	[mm]	[kg]	[l]	[-]	[W]	[W]	[W]	[mm]		
DIKD 0732 0600	68	12,4	5,7	1,141	591	600	600	564	✓	✓
DIKD 1212 0600	68	21,2	9,7	1,141	955	1 000	1 000	564	✓	✓
DIKD 1772 0600	68	31,8	14,6	1,141	1 429	1 200	1 200	564	✓	✓

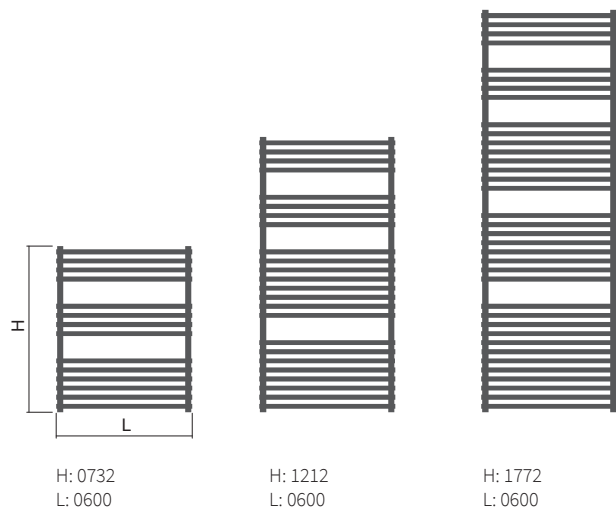
For ordering procedure see page 112 / The weight of radiators does not include water and packaging.

## Type height (H) / length (L) [mm]

Ikaria/ Ikaria Radius




Ikaria Double



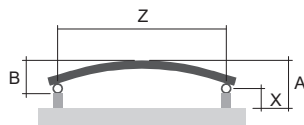
## Mounting

Ikaria



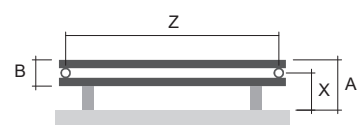
Type	X [mm]	A [mm]
Plastic brackets (RAL 9016, chrom)	50-60	85-95
Metal brackets (Other colours)	45-55	80-90

Ikaria Radius



Type	Length [mm]	X [mm]	A [mm]
Metal brackets (RAL 9016, other colours)	500	54-64	129-139
	600	62-72	142-152

Ikaria Double



Type	X [mm]	A [mm]
Plastic brackets (RAL 9016)	98-108	133-143
Metal brackets (Other colours)	93-103	128-138



# Avondo

A standard bathroom ladder with one to three pipes extending forward, depending on the size. This allows for practical hanging of towels and clothes, making this unit an indispensable functional part of every bathroom.

Material	steel pipes ø 26 mm steel profiles D35 × 41 mm
Connection threads	4×G1/2"
Testing overpressure	1,3 MPa
Max. op. overpressure	1,0 MPa
Max. operating temperature	110 °C
Number of pipes	18+1, 28+2, 36+3, 41+3



1.



2.

1. Avondo with a middle connection - Ivory texture S08 [67] / 2. Avondo - Snow/traffic white RAL 9016 [01]




## Modification options

- Surface treatment
- Height range [mm]
- Length range [mm]
- Dimension changes
- Electric version
- Standard connection (SK)
- Middle connection (SM)
- Side connection (SB)
- One-sided into space fixing

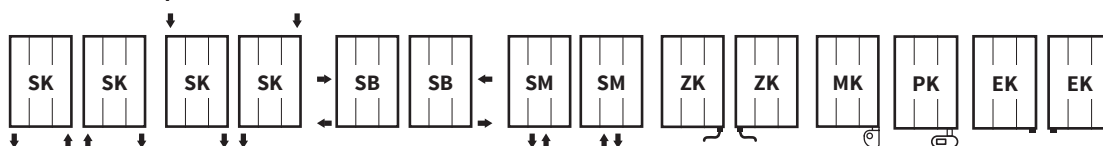
## Avondo

- colour
- 615-1 975 (increase of 40)
- NO
- additional charge 30%<sup>1)</sup>
- YES (additional charge)
- STANDARD
- YES (additional charge)
- YES (additional charge)
- YES (additional charge)

## Accessories

-  Colour ref. chart page 115
-  Thermostatic packs page 102
-  Electric regulators page 108

## Connection Options



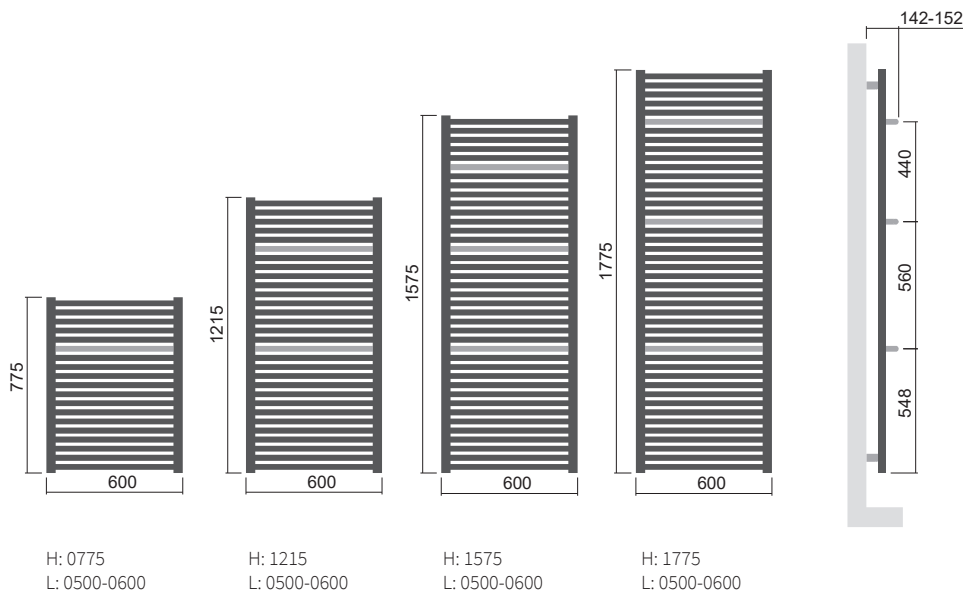
The type of connection must be specified in the order, for more information see page 112, positions 13 and 14./<sup>1)</sup> to the nearest larger standard dimension



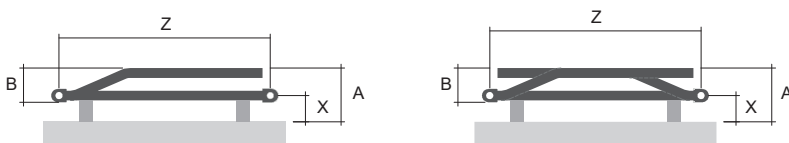
Height (H)	Length (L) [mm]	Depth (B)	Weight	Water capacity	Temperature exponent	Output 75/65/20°C	Power input Z heat. rod, Mini PW, Vision	Power input Solo, Rio, Neo	Connection span (Z)	White colour RAL 9016	Electric
code	[mm]	[kg]	[l]	[-]	[W]	[W]	[W]	[W]	[mm]		
DLNN 0775 0500	91	8,4	5,2	1,279	409	400	400	459	✓	✓	
DLNN 0775 0600	91	9,8	6,0	1,279	479	500	400	559	✓	✓	
DLNN 1215 0500	91	13,2	8,2	1,277	643	600	600	459	✓	✓	
DLNN 1215 0600	91	15,4	9,5	1,277	753	800	800	559	✓	✓	
DLNN 1575 0500	91	16,1	10,1	1,276	833	800	800	459	✓	✓	
DLNN 1575 0600	91	18,9	11,6	1,276	976	1 000	1 000	559	✓	✓	
DLNN 1775 0500	91	19,2	12,0	1,276	938	900	1 000	459	✓	✓	
DLNN 1775 0600	91	22,6	13,9	1,276	1 100	1 200	1 200	559	✓	✓	

For ordering procedure see page 112 / The weight of radiators does not include water and packaging.

## Type height (H) / length (L) [mm]



## Mounting



Type	X [mm]	A [mm]
Metal brackets	69-79	142-152



Avondo - Anthracite metallic S02 [61] with a towel

# Palmyra Chrom

A reliable and stylish radiator with a subtle chrome finish for all who settle for nothing less than premium quality.

Material	steel pipes Ø 22 mm steel profiles D35×41 mm
Connection threads	4×G1/2"
Testing overpressure	1,3 MPa
Max. op. overpressure	1,0 MPa
Max. operating temperature	95°C
Number of pipes	24, 32, 37



1.



1. Palmyra Chrom / 2. Palmyra Chrom with a middle connection

## Modification options

Surface treatment	chrome
Height range [mm]	335-1 775 (increase of 40)
Length range [mm]	300-750 (increase of 10)
Dimension changes	additional charge 30 % <sup>1)</sup>
Electric version	YES (additional charge)
Standard connection (SK)	STANDARD
Middle connection (SM a SD)	YES (additional charge)
Side connection (SB)	YES (additional charge)
One-sided into space fixing	YES (additional charge)

## Palmyra Chrom

## Accessories

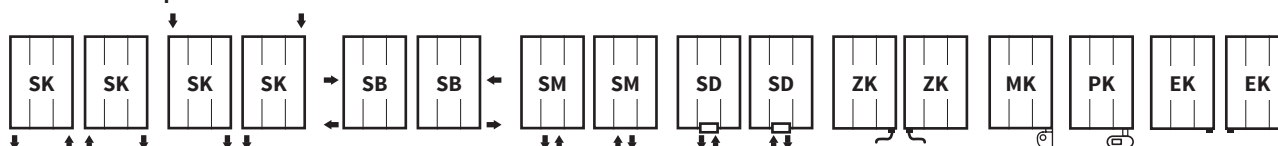


Thermostatic packs page 102



Electric regulators page 108

## Connection Options



The type of connection must be specified in the order; for more information see page 112, positions 13 and 14./<sup>1)</sup> to the nearest larger standard dimension

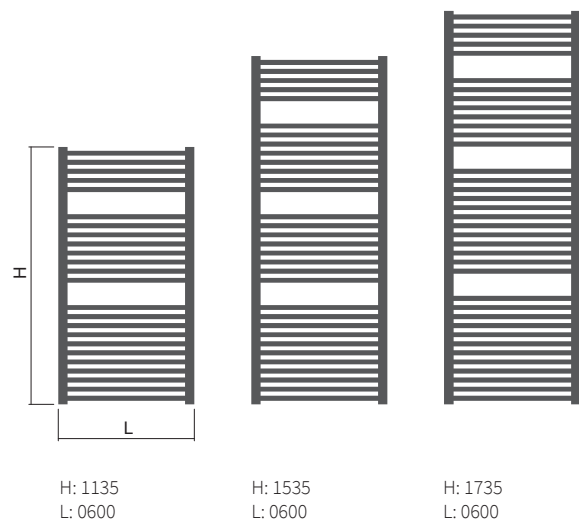
# Palmyra Chrom



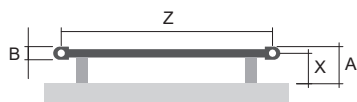
Height (H) Length (L) [mm]	Depth (B)	Weight	Water capacity	Temperature exponent	Output chrom 75/65/20°C	Power input Z heat. rod, Mini PW, Vision	Power input Solo, Rio, Neo	Connection span (Z)	Chrom	Electric
code	[mm]	[kg]	[l]	[-]	[W]	[W]	[W]	[mm]		
DPAL 1135 0600	35	11,5	6,7	1,260	499	500	400	559	✓	✓
DPAL 1535 0600	35	15,4	9,0	1,260	668	700	600	559	✓	✓
DPAL 1735 0600	35	17,6	10,3	1,260	767	800	800	559	✓	✓

For ordering procedure see page 112 / The weight of radiators does not include water and packaging.


## Type height (H) / length (L) [mm]



## Mounting



Type	X [mm]	A [mm]
Plastic brackets (chrome)	81-91	99-109



Palmyra Chrom - middle connection [SM]



Palmyra Chrom - middle connection with cover [SD]

# Grenada Chrom

# Grenada Radius Chrom

Subtle and delicate pipes set between rounded flow and return lines.  
Heating units for every household. A popular modest shape, accentuated with the elegance afforded by a chrome finish.

Material	steel pipes $\varnothing$ 20 mm / steel profiles D30x35 mm
Connection threads	4xG1/2"
Testing overpressure	1,3 MPa
Max. op. overpressure	1,0 MPa
Max. operating temperature	110°C
Number of pipes	15, 19, 24, 29, 32, 38



84 Grenada Chrom / Radius



1. Grenada Chrom / 2. Grenada Radius Chrom / 3. Grenada Chrom with a middle connection



### Modification options

Surface treatment	chrome
Height range [mm]	615–1 775 (increase of 40)
Length range [mm]	300–750 (increase of 10)
Dimension changes	additional charge 30% <sup>1)</sup>
Electric version	YES (additional charge)
Standard connection (SK)	STANDARD
Middle connection (SM) a (SD)	YES (additional charge)
Side connection (SB)	YES (additional charge)
One-sided into space fixing	YES (additional charge)

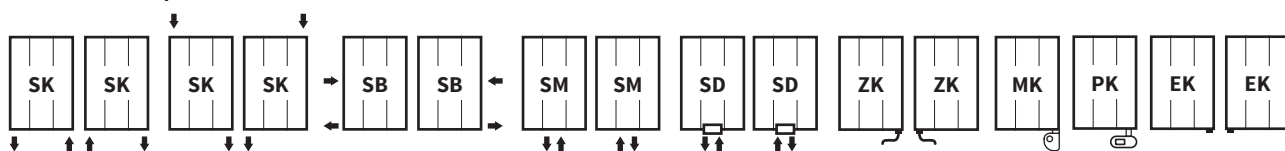
### Grenada Radius Chrom

Surface treatment	chrome
Height range [mm]	615–1 775 (increase of 40)
Length range [mm]	450–750 (increase of 10)
Dimension changes	additional charge 30% <sup>1)</sup>
Electric version	YES (additional charge)
Standard connection (SK)	STANDARD
Middle connection (SM) a (SD)	YES (additional charge)
Side connection (SB)	NO
One-sided into space fixing	NO

### Accessories

-  Thermostatic packs page 102
-  Electric regulators page 108

### Connection Options



The type of connection must be specified in the order; for more information see page 112, positions 13 and 14./<sup>1)</sup> to the nearest larger standard dimension



# Grenada Chrom



Height (H)	Length (L) [mm]	Depth (B)	Weight	Water capacity	Temperature exponent	Output chrom 75/65/20°C	Power input Z heat. rod, Mini PW, Vision	Power input Solo, Rio, Neo	Connection span (Z)	Chrom	Electric
code	[mm]	[kg]	[l]	[-]	[W]	[W]	[W]	[W]	[mm]		
DGRE 0695 0450	30	5,2	2,5	1,263	187	200	200	200	415	✓	✓
DGRE 0695 0500	30	5,6	2,7	1,263	206	200	200	200	465	✓	✓
DGRE 0695 0600	30	6,5	3,0	1,263	242	200	200	200	565	✓	✓
DGRE 0695 0750	30	7,9	3,6	1,263	295	300	200	200	715	✓	✓
DGRE 0935 0450	30	7,0	3,3	1,271	249	200	200	200	415	✓	✓
DGRE 0935 0500	30	7,5	3,6	1,271	274	300	200	200	465	✓	✓
DGRE 0935 0600	30	8,7	4,1	1,271	322	300	400	400	565	✓	✓
DGRE 0935 0750	30	10,5	4,8	1,271	393	400	400	400	715	✓	✓
DGRE 1135 0450	30	8,4	4,0	1,278	303	300	400	400	415	✓	✓
DGRE 1135 0500	30	9,0	4,3	1,278	332	300	400	400	465	✓	✓
DGRE 1135 0600	30	10,4	4,9	1,278	391	400	400	400	565	✓	✓
DGRE 1135 0750	30	12,6	5,7	1,278	477	500	400	400	715	✓	✓
DGRE 1335 0450	30	9,8	4,8	1,284	357	400	400	400	415	✓	✓
DGRE 1335 0500	30	10,6	5,1	1,284	392	400	400	400	465	✓	✓
DGRE 1335 0600	30	12,3	5,8	1,284	461	500	400	400	565	✓	✓
DGRE 1335 0750	30	14,8	6,9	1,284	563	600	600	600	715	✓	✓
DGRE 1535 0450	30	11,2	5,4	1,291	414	400	400	400	415	✓	✓
DGRE 1535 0500	30	12,1	5,8	1,291	454	500	400	400	465	✓	✓
DGRE 1535 0600	30	13,9	6,5	1,291	534	500	600	600	565	✓	✓
DGRE 1535 0750	30	16,9	7,7	1,291	651	700	600	600	715	✓	✓
DGRE 1775 0450	30	13,1	6,3	1,298	484	500	400	400	415	✓	✓
DGRE 1775 0500	30	14,2	6,8	1,298	531	500	600	600	465	✓	✓
DGRE 1775 0600	30	16,4	7,7	1,298	624	600	600	600	565	✓	✓
DGRE 1775 0750	30	19,9	9,1	1,298	761	800	800	800	715	✓	✓

# Grenada Radius Chrom

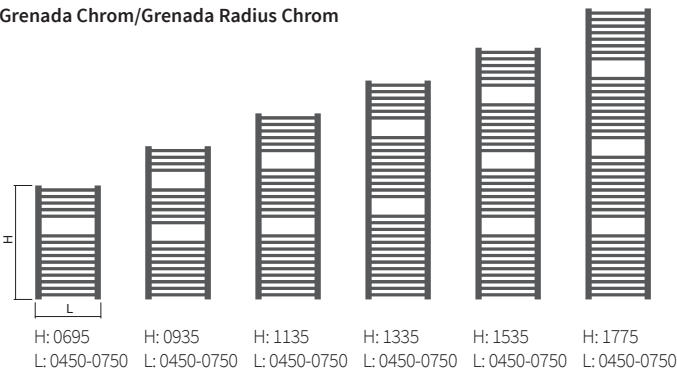


Height (H)	Length (L) [mm]	Depth (B)	Weight	Water capacity	Temperature exponent	Output chrom 75/65/20°C	Power input Z heat. rod, Mini PW, Vision	Power input Solo, Rio, Neo	Connection span (Z)	Chrom	Electric
code	[mm]	[kg]	[l]	[-]	[W]	[W]	[W]	[W]	[mm]		
DGRR 0695 0450	58	5,3	2,5	1,263	187	200	200	200	415	✓	✓
DGRR 0695 0500	66	5,7	2,7	1,263	206	200	200	200	465	✓	✓
DGRR 0695 0600	86	6,6	3,1	1,263	242	200	200	200	565	✓	✓
DGRR 0695 0750	75	7,9	3,6	1,263	295	300	200	200	715	✓	✓
DGRR 0935 0450	58	7,1	3,4	1,271	249	200	200	200	415	✓	✓
DGRR 0935 0500	66	7,7	3,6	1,271	274	300	200	200	465	✓	✓
DGRR 0935 0600	86	8,9	4,1	1,271	322	300	400	400	565	✓	✓
DGRR 0935 0750	75	10,6	4,9	1,271	393	400	400	400	715	✓	✓
DGRR 1135 0450	58	8,5	4,1	1,278	303	300	400	400	415	✓	✓
DGRR 1135 0500	66	9,2	4,4	1,278	332	300	400	400	465	✓	✓
DGRR 1135 0600	86	10,6	5,0	1,278	391	400	400	400	565	✓	✓
DGRR 1135 0750	75	12,7	5,9	1,278	477	500	400	400	715	✓	✓
DGRR 1335 0450	58	9,9	4,8	1,284	357	400	400	400	415	✓	✓
DGRR 1335 0500	66	10,6	5,1	1,284	392	400	400	400	465	✓	✓
DGRR 1335 0600	86	12,6	6,0	1,284	461	500	400	400	565	✓	✓
DGRR 1335 0750	75	14,9	7,0	1,284	563	600	600	600	715	✓	✓
DGRR 1535 0450	58	11,4	5,5	1,291	414	400	400	400	415	✓	✓
DGRR 1535 0500	66	12,3	5,9	1,291	454	500	400	400	465	✓	✓
DGRR 1535 0600	86	14,2	6,7	1,291	534	500	600	600	565	✓	✓
DGRR 1535 0750	75	17,0	7,9	1,291	651	700	600	600	715	✓	✓
DGRR 1775 0450	58	13,4	6,4	1,298	484	500	400	400	415	✓	✓
DGRR 1775 0500	66	14,5	6,9	1,298	531	500	600	600	465	✓	✓
DGRR 1775 0600	86	16,7	7,8	1,298	624	600	600	600	565	✓	✓
DGRR 1775 0750	75	20,1	9,3	1,298	761	800	800	800	715	✓	✓

For ordering procedure see page 112 / The weight of radiators does not include water and packaging.

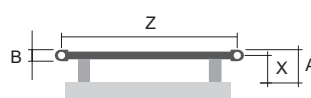
## Type height (H) / length (L) [mm]

Grenada Chrom/Grenada Radius Chrom



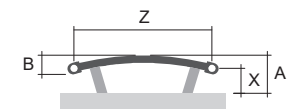
## Mounting

Grenada Chrom



Type	X [mm]	A [mm]
Plastic brackets	73-83	88-98

Grenada Radius Chrom



Type	Length [mm]	X [mm]	A [mm]
Plastic brackets	450	66-76	108-118
	500	59-69	109-119
	600	41-51	112-122
	750	67-77	126-136

# Grenada

## Grenada Radius

Subtle and delicate pipes set between rounded flow and return lines.  
Heating units for every household, a popular modest shape and high-quality workmanship, a product you can rely on.

Material	steel pipes ø 20 mm / steel profiles D30×35 mm
Connection threads	4×G1/2"
Testing overpressure	1,3 MPa
Max. op. overpressure	1,0 MPa
Max. operating temperature	110°C
Number of pipes	15, 19, 24, 29, 32, 38



Grenada/ Grenada Radius

86



1. Grenada - Snow/traffic white RAL 9016 [01] / 2. Grenada Radius - Snow/traffic white RAL 9016 [01] / 3. Grenada electric with reg. Mini PW - Linden green RAL 6021 [06]




### Modification options

Surface treatment	Grenada
Height range [mm]	colour
Length range [mm]	335-2175 (increase of 40)
Dimension changes	300-1 000 (increase of 10)
Electric version	additional charge 30 % <sup>1)</sup>
Standard connection (SK)	YES (additional charge)
Middle connection (SM) a (SD)	STANDARD
Side connection (SB)	YES (additional charge)
One-sided into space fixing	YES (additional charge)

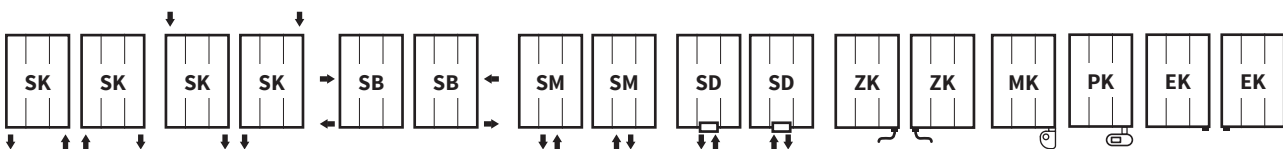
### Grenada Radius

Surface treatment	Grenada Radius
Height range [mm]	colour
Length range [mm]	335-2175 (increase of 40)
Dimension changes	450-750 (increase of 10)
Electric version	additional charge 30 % <sup>1)</sup>
Standard connection (SK)	YES (additional charge)
Middle connection (SM) a (SD)	STANDARD
Side connection (SB)	YES (additional charge)
One-sided into space fixing	NO

### Accessories

-  Colour ref. chart page 115
-  Thermostatic packs page 102
-  Electric regulators page 108

### Connection Options



The type of connection must be specified in the order; for more information see page 112, positions 13 and 14./<sup>1)</sup> to the nearest larger standard dimension

# Grenada



Height (H)	Length (L) [mm]	Depth (B)	Weight	Water capacity	Temperature exponent	Output 75/65/20°C	Power input Z heat. rod, Mini PW, Vision	Power input Solo, Rio, Neo	Connection span (Z)	White colour RAL 9016	Electric
code	[mm]	[kg]	[l]	[-]	[W]	[W]	[W]	[mm]			
DGRE 0695 0450	30	5,2	2,5	1,260	281	300	200	415	✓	✓	
DGRE 0695 0500	30	5,6	2,7	1,260	309	300	400	465	✓	✓	
DGRE 0695 0600	30	6,5	3,0	1,260	365	400	400	565	✓	✓	
DGRE 0695 0750	30	7,9	3,6	1,260	447	400	400	715	✓	✓	
DGRE 0935 0450	30	7,0	3,3	1,260	380	400	400	415	✓	✓	
DGRE 0935 0500	30	7,5	3,6	1,260	418	400	400	465	✓	✓	
DGRE 0935 0600	30	8,7	4,1	1,260	494	500	400	565	✓	✓	
DGRE 0935 0750	30	10,5	4,8	1,260	605	600	600	715	✓	✓	
DGRE 1135 0450	30	8,4	4,0	1,260	463	500	400	415	✓	✓	
DGRE 1135 0500	30	9,0	4,3	1,260	510	500	600	465	✓	✓	
DGRE 1135 0600	30	10,4	4,9	1,260	601	600	600	565	✓	✓	
DGRE 1135 0750	30	12,6	5,7	1,260	737	700	800	715	✓	✓	
DGRE 1335 0450	30	9,8	4,8	1,260	546	500	600	415	✓	✓	
DGRE 1335 0500	30	10,6	5,1	1,260	601	600	600	465	✓	✓	
DGRE 1335 0600	30	12,3	5,8	1,260	710	700	800	565	✓	✓	
DGRE 1335 0750	30	14,8	6,9	1,260	869	900	800	715	✓	✓	
DGRE 1535 0450	30	11,2	5,4	1,260	630	600	600	415	✓	✓	
DGRE 1535 0500	30	12,1	5,8	1,260	693	700	600	465	✓	✓	
DGRE 1535 0600	30	13,9	6,5	1,260	818	800	800	565	✓	✓	
DGRE 1535 0750	30	16,9	7,7	1,260	1002	1 000	1 000	715	✓	✓	
DGRE 1775 0450	30	13,1	6,3	1,260	731	700	800	415	✓	✓	
DGRE 1775 0500	30	14,2	6,8	1,260	804	800	800	465	✓	✓	
DGRE 1775 0600	30	16,4	7,7	1,260	949	900	1 000	565	✓	✓	
DGRE 1775 0750	30	19,9	9,1	1,260	1 163	1 200	1 200	715	✓	✓	

# Grenada Radius




Height (H)	Length (L) [mm]	Depth (B)	Weight	Water capacity	Temperature exponent	Output 75/65/20°C	Power input Z heat. rod, Mini PW, Vision	Power input Solo, Rio, Neo	Connection span (Z)	White colour RAL 9016	Electric
code	[mm]	[kg]	[l]	[-]	[W]	[W]	[W]	[mm]			
DGRR 0695 0450	58	5,3	2,5	1,260	281	300	400	415	✓	✓	
DGRR 0695 0500	66	5,7	2,7	1,260	309	300	400	465	✓	✓	
DGRR 0695 0600	86	6,6	3,1	1,260	365	400	400	565	✓	✓	
DGRR 0695 0750	75	7,9	3,6	1,260	447	400	600	715	✓	✓	
DGRR 0935 0450	58	7,1	3,4	1,260	380	400	400	415	✓	✓	
DGRR 0935 0500	66	7,7	3,6	1,260	418	400	600	465	✓	✓	
DGRR 0935 0600	86	8,9	4,1	1,260	494	500	600	565	✓	✓	
DGRR 0935 0750	75	10,6	4,9	1,260	605	600	800	715	✓	✓	
DGRR 1135 0450	58	8,5	4,1	1,260	463	500	600	415	✓	✓	
DGRR 1135 0500	66	9,2	4,4	1,260	510	500	600	465	✓	✓	
DGRR 1135 0600	86	10,6	5,0	1,260	601	600	800	565	✓	✓	
DGRR 1135 0750	75	12,7	5,9	1,260	737	700	800	715	✓	✓	
DGRR 1335 0450	58	9,9	4,8	1,260	546	500	600	415	✓	✓	
DGRR 1335 0500	66	10,6	5,1	1,260	601	600	600	465	✓	✓	
DGRR 1335 0600	86	12,6	6,0	1,260	710	700	800	565	✓	✓	
DGRR 1335 0750	75	14,9	7,0	1,260	869	900	1 000	715	✓	✓	
DGRR 1535 0450	58	11,4	5,5	1,260	630	600	600	415	✓	✓	
DGRR 1535 0500	66	12,3	5,9	1,260	693	700	800	465	✓	✓	
DGRR 1535 0600	86	14,2	6,7	1,260	818	800	1 000	565	✓	✓	
DGRR 1535 0750	75	17,0	7,9	1,260	1 002	1 000	1 200	715	✓	✓	
DGRR 1775 0450	58	13,4	6,4	1,260	731	700	800	415	✓	✓	
DGRR 1775 0500	66	14,5	6,9	1,260	804	800	800	465	✓	✓	
DGRR 1775 0600	86	16,7	7,8	1,260	949	900	1 000	565	✓	✓	
DGRR 1775 0750	75	20,1	9,3	1,260	1 163	1 200	1 200	715	✓	✓	

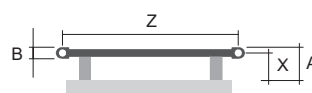
For ordering procedure see page 112 / The weight of radiators does not include water and packaging

## Type height (H) / length (L) [mm]

Grenada/Grenada Radius

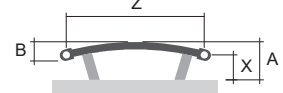


## Grenada



Type	X [mm]	A [mm]
Plastic brackets (RAL 9016)	73-83	88-98
Metal brackets (Other colours)	69-79	84-94

## Grenada Radius



Type	Length [mm]	X [mm]	A [mm]
Plastic brackets (RAL 9016)	450	66-76	108-118
	500	59-69	109-119
	600	41-51	112-122
Metal brackets (Other colours)	750	67-77	126-136
	450	61-71	103-113
	500	54-64	104-114
Metal brackets (Other colours)	600	32-42	103-113
	750	62-72	121-131

# Grenada Plus

The popular Grenada radiator is now also available in an electric version with perpendicular-to-wall mounting. If necessary, a swivel joint makes it possible to divide the bathroom space into two sections and the towel rail can also be used for fabric warming.

Material	steel profiles D30×35 mm / steel pipes Ø 20 mm
Operating voltage	230 V AC, 50/60 Hz
Number of pipes	16, 25



1. Grenada Plus - Anthracite S02 [61], reg. Mini PW chrome / 2. Grenada Plus - Silver S05 [64], reg. Mini PW chrome

## Modification options


Surface treatment	colour
Height range [mm]	NO
Length range [mm]	450,500,600
Electric version	STANDARD
Standard connection (SK)	NO
Middle connection (SM)	NO
Side connection (SB)	NO
One-sided into space fixing	YES

## Connection Options



The type of connection must be specified in the order; for more information see page 112, positions 13 and 14.

## Accessories

 Colour ref. chart page 115

 Thermostatic packs page 102

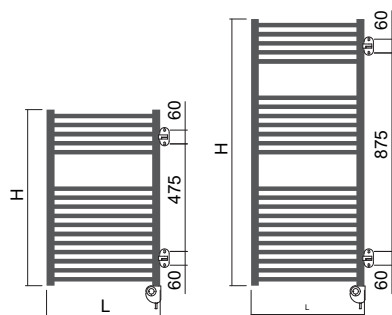
# Grenada Plus



Height (H) Length (L) [mm]	Depth (B)	Weight	Water capacity	Temperature exponent	Output 75/65/20°C	Power input Mini PW	Power input Solo, Rio, Neo	Connection span (Z)	Electric* RAL 9016
code	[mm]	[kg]	[l]	[-]	[W]	[W]	[W]	[mm]	
DGRP 0775 0500	30	10,5	3,0	-	-	400	-	-	✓
DGRP 1175 0500	30	14,9	4,4	-	-	600	-	-	✓

For ordering procedure see page 112 / The weight units includes water and packaging / Only with reg. Mini PW


## Type height (H) / length (L) [mm]



H: 1182  
L: 0600

H: 1470  
L: 0600

## Mounting



Type	X [mm]	A [mm]
Metal brackets	67,5	550



Swivel joint to easy handle of the electric radiator



The rotating function facilitates radiator placement in the desired position






**Electric radiators  
with heating foil  
90-97**




## Electric radiators with heating foil



page 92  
**E-Cult**



page 94  
**E-Arte**



page 96  
**E-Saga**



page 96  
**E-Stela**

The electric connection option is specified for each model of interior units and bathroom radiators.



View the product video



# Control of electric radiators

## Wireless programmable thermostat

91

### Basic thermostat specifications

- backlit LCD display
- up to 5 receiver control
- room temperature regulation 7-30°C
- surface temperature regulation 20-80°C
- operating modes - Auto, Comfort, Eco and Frost Protection
- daily and weekly programming
- BOOST function
- wireless communication
- open window detection
- energy consumption indicator
- keyboard lock
- wall or floor bracket installation
- IP30 protection
- colour: white
- dimensions: 95x120x25 mm
- power supply: 2x AA batteries



RCBTH - Wireless programmable thermostat (colour White)

# E-Cult



Electric radiators with a heating foil and practical openings for cloth hanging. No need to use rails; the radiator quickly dries and warms wet bath towels and other fabrics. Wireless thermostat control. Bathrooms, kitchens, hallways, as well as areas used for sports and relaxation is where you can fully appreciate the advantages of the elegant E-Cult.

Material	steel / heating foil
Operating voltage	230 V AC, 50/60 Hz
Max. operating temperature	80°C
Control / Regulation	thermostat / wireless control
Degree of protection	IPX4
Connection	via a 150 cm straight cord, terminated with a male plug



1.



2.

1. E-Cult - Champagne metallic S31 [25] / 2. E-Cult - Sandstone texture S13 [72]

## Modification options

	E-Cult
Surface treatment	colour
Height range [mm]	NO
Length range [mm]	NO
Electric version	STANDARD
Printed motif	NO
Horizontal design	NO

## Accessories

- Colour ref. chart page 115
- Bath. accessories page 100

## Connection Options



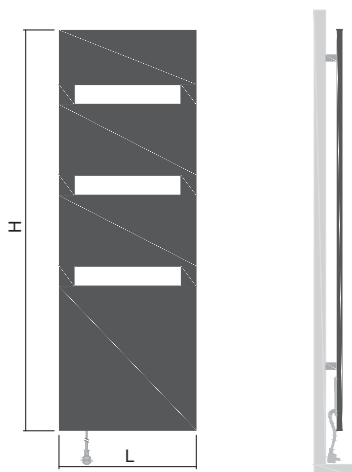
The type of connection must be specified in the order; for more information see page 112, positions 13 and 14.



Height (H) Length (L) [mm]	Depth (B)	Weight	Water capacity	Temperature exponent	Output 75/65/20°C	Power input	Connection span	Electric RAL 9016
code	[mm]	[kg]	[l]	[-]	[W]	[W]	[mm]	
DECI 1765 0606	25	26,8	-	-	-	750	-	✓

For ordering procedure see page 112 / The weight of radiators does not include water and packaging / The thermostat and receiver are part of the unit and cannot be sold separately.

## Type height (H) / length (L) [mm]



H: 1765  
L: 0606

## Mounting



Type                      A [mm]  
**Metal brackets**            **65-75**



Thin square radiator cover.



[View the product video](#)



# E-Arte



The E-Arte radiator is ideal for all who value a timeless design, economical energy management and efficient operation. Electrical energy is a natural source of heat for modern heating systems, allowing us to fully utilize its benefits while respecting the environment. The heating unit can be equipped with stylish stainless-steel rails. Wireless thermostat control.

Material	steel / heating foil
Operating voltage	230 V AC, 50/60 Hz
Max. operating temperature	80°C
Control / Regulation	thermostat / wireless control
Degree of protection	IPX4
Connection	via a 150 cm straight cord, terminated with a male plug



1.





2.

1. E-Arte - Aquamarine metallic S29 [23] with a two-sided rail / 2. E-Arte - Black velvet matt S40 [51] with a two-sided rail

## Modification options

	E-Arte
Surface treatment	colour
Height range [mm]	NO
Length range [mm]	NO
Electric version	STANDARD
Printed motif	YES
Horizontal design	NO

## Accessories

-  Colour ref. chart page 115
-  Bath. accessories page 100

## Connection Options



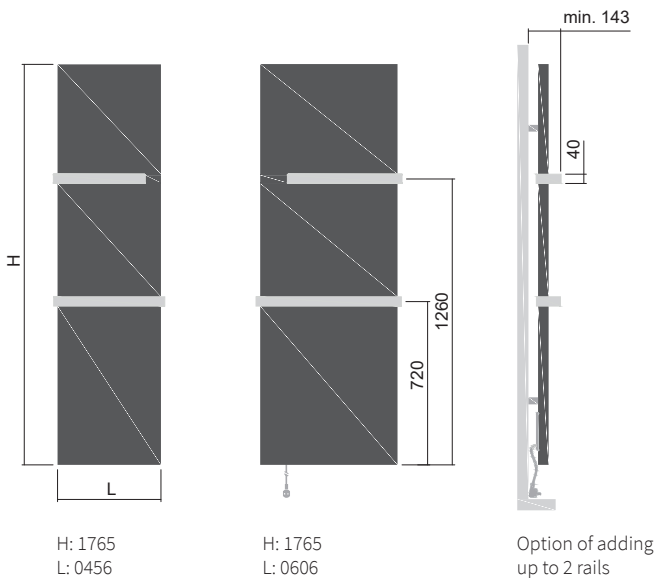
The type of connection must be specified in the order; for more information see page 112, positions 13 and 14.



Height (H) Length (L) [mm]	Depth (B)	Weight	Water capacity	Temperature exponent	Output 75/65/20°C	Power input	Connection span (Z)	Electric RAL 9016	Printed motif
code	[mm]	[kg]	[l]	[-]	[W]	[W]	[mm]		
DEAI 1765 0456	47	21,8	-	-	-	600	-	✓	✓
DEAI 1765 0606	47	28,0	-	-	-	900	-	✓	✓

For ordering procedure see page 112 / The weight of radiators does not include water and packaging / The thermostat and receiver are part of the unit and cannot be sold separately.

## Type height (H) / length (L) [mm]



## Mounting




Type  
Metal brackets

A [mm]  
94-104



## Rails



### One-sided brushed stainless steel rails

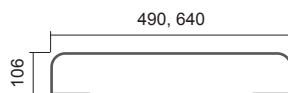
Length [mm]	Code
456	O15MN81-65
606	O15MN81-66

### One-sided polished stainless steel rail

Length [mm]	Code
456	O15MN87-65
606	O15MN87-66

### One-sided rail - painted RAL 9016

Length [mm]	Code
456	O15MN01-65
606	O15MN01-66



### Two-sided brushed stainless steel rails

Length [mm]	Code
456	O15MN81-67
606	O15MN81-68

### Two-sided polished stainless steel rail

Length [mm]	Code
456	O15MN87-67
606	O15MN87-68

### Two-sided rail - painted RAL 9016

Length [mm]	Code
456	O15MN01-67
606	O15MN01-68

Painted rails are also available in colour variations as per the ISAN colour chart at an extra charge.

## Thermostat



### RCBTH Wireless programmable thermostat (colour White)

The thermostat and receiver are factory paired. The thermostat can control up to 5 receivers.



# E-Saga E-Stela

In terms of design, E-Saga and E-Stela provide a straightforward solution to achieving maximum thermal efficiency. The heating foil responds immediately after the change request is entered. The intensive radiant energy can thus quickly, and without heat loss, fill the space with pleasant heat. The smooth surface lends itself to customized print motifs. The E-Saga is controlled via a wireless thermostat. The E-Stela requires the use of an external control device.

Material	steel / heating foil
Operating voltage	230 V AC, 50/60 Hz
Max. operating temperature	80 °C
Control / Regulation E-SAGA	thermostat / wireless control
Control / Regulation E-STELA	without regulation
Degree of protection	IPX4
Connection	via a 150 cm straight cord, terminated with a male plug



1. E-Saga

2. E-Stela



1. E-Saga - Fiery red RAL3002 [08] with a one-sided rail / 2. E-Stela - Ivory texture S08 [67] with a one-sided rail / 3. E-Saga - Black velvet matt S40 [51] with a one-sided rail

## Modification options

Surface treatment  
Height range [mm]  
Length range [mm]  
Electric version  
Printed motif  
Horizontal design

## E-Saga

colour  
NO  
NO  
STANDARD  
YES  
NO

## E-Stela

colour  
NO  
NO  
STANDARD  
YES  
NO

## Accessories

- Colour ref. chart page 115
- Bath. accessories page 100

## Connection Options



The type of connection must be specified in the order, for more information see page 112, positions 13 and 14.

# E-Saga



Height (H) Length (L) [mm]	Depth (B)	Weight	Water capacity	Temperature exponent	Output 75/65/20°C	Power input	Connection span (Z)	Electric RAL 9016	Printed motif
code	[mm]	[kg]	[l]	[-]	[W]	[W]	[mm]		
DCSI 1765 0456	25	21,2	-	-	-	600	-	✓	✓
DCSI 1765 0606	25	27,4	-	-	-	900	-	✓	✓

For ordering procedure see page 112 / The weight of radiators does not include water and packaging / The thermostat and receiver are part of the unit and cannot be sold separately.

# E-Stela

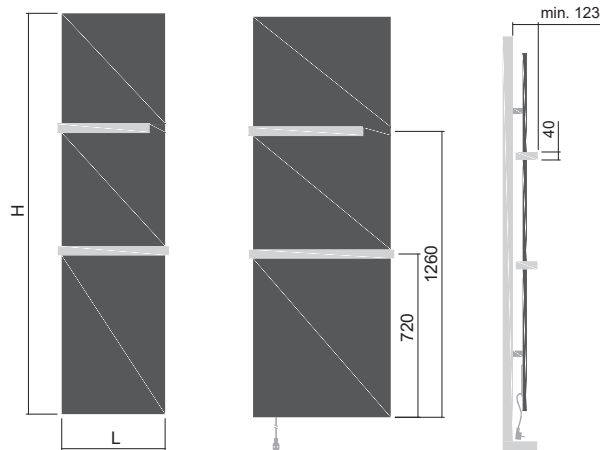


Height (H) Length (L) [mm]	Depth (B)	Weight	Water capacity	Temperature exponent	Output 75/65/20°C	Power input	Connection span (Z)	Electric RAL 9016	Printed motif
code	[mm]	[kg]	[l]	[-]	[W]	[W]	[mm]		
DESI 1765 0456	25	22,1	-	-	-	600	-	✓	✓
DESI 1765 0606	25	28,9	-	-	-	900	-	✓	✓

For ordering procedure see page 112 / The weight of radiators does not include water and packaging

## Type height (H) / length (L) [mm]

### E-Saga / E-Stela



H: 1765  
L: 0456

H: 1765  
L: 0606

Option of adding rails:  
E-Saga 2 rails  
E-Stela 1 rail

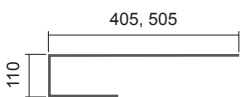
## Mounting



Type  
Metal brackets  
A [mm]  
65-75

## Rails

### E-Saga / E-Stela

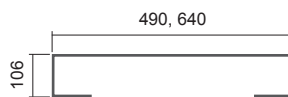


#### One-sided brushed stainless steel rails

Length [mm]	Code
456	O15MN81-70
606	O15MN81-71

#### One-sided polished stainless steel rail

Length [mm]	Code
456	O15MN87-70
606	O15MN87-71



#### Two-sided brushed stainless steel rails

Length [mm]	Code
456	O15MN81-72
606	O15MN81-73

#### Two-sided polished stainless steel rail

Length [mm]	Code
456	O15MN87-72
606	O15MN87-73

#### Two-sided rail - painted RAL 9016

Length [mm]	Code
456	O15MN01-72
606	O15MN01-73

Painted rails are also available in colour variations as per the ISAN colour chart at an extra charge.

## Thermostat (E-SAGA)



### RCBTH Wireless programmable thermostat (colour White)

The thermostat and receiver are factory paired.  
The thermostat can control up to 5 receivers.


[View the product video](#)





# Accessories and technical information

# Anti-corrosive primer



waterproof coating



anti-corrosion layer



color selection according to the color palette

Introducing a new way of protecting bathroom and design units against corrosion. Anticorrosive **primer** technology guarantees higher resistance to humidity.

We supply radiators with an anti-corrosion layer in color tones according to the ISAN colour palette. This is done in the design for connection to the heating system, as an electric radiator, but also for combined heating.

Installation fittings for radiators with an anti-corrosion finish coating are supplied based on the model type.

Radiators treated with an anti-corrosion finish primer can now also be installed in locations exposed to splashing water or elevated humidity levels. The primer coating prevents corrosion, thereby improving the durability of the radiator.

## Placement of radiators protected by an anti-corrosion finish in public areas




in the bathroom



next to the shower



in public areas

The primer can only be applied to selected Melody units indicated by the respective product symbol  in the catalog: Ori, Ori Open, Finix, Life, Arte, Carme, Gala, Antika Cube, Antika Double, Akros with hooks, Coron, Coron Double Horizontal, Calypso, Fresh, Flexi, Flexi with hooks, Rytmo, Rytmo with hooks, Space, Mapia Sky, Mapia Sky Plus, Quadrat Sky, Quadrat Sky Plus, Aura, Ikaria, Ikaria Radius, Ikaria Double, Avondo, Grenada, Grenada Radius, Grenada Plus, E-Cult, E-Arte, E-Saga, E-Stela and additional units not included in the catalog, see the configurator.

Order details related to the „primer“ corrosion protection must be indicated by selecting the appropriate code at position 17 (ATYP) on p. 112. Leak-proof and surface finish guarantee as per applicable business and warranty conditions. Anti-corrosion finish – extra charge.

Melody  
Configurator →






# Rails

## One-sided and two-sided rails

Practical two-sided rails are a great addition to bathroom radiators. The easy-to-install rails are mounted directly on the heating unit. The rails are used for warming up or drying fabrics, saving space in the bathroom. In addition to brushed and stainless steel rails, we also offer **versions with a paint finish**. Painted rails are available in color variations as per the ISAN color chart at an extra charge. The shade can be selected to match the radiator or choose a different shade to create a contrast. The standard rail color is white RAL9016. Other colours – extra charge.



Radiator type	ONE-SIDED RAIL			TWO-SIDED RAIL		
	Brushed stainless steel	Polished stainless steel	Painted	Brushed stainless steel	Polished stainless steel	Painted
ARTE	✓	✓	✓	✓	✓	✓
COLLOM	✓	×	✓	✓	✓	✓
COLLOM DOUBLE	×	×	×	✓	✓	✓
COLLOM MIRROR	✓	×	✓	✓	✓	✓
COLLOM UNI	×	×	×	✓	×	✓
E-ARTE	✓	✓	✓	✓	✓	✓
E-SAGA	✓	✓	×	✓	✓	✓
E-STELA	✓	✓	×	✓	✓	✓
NIAS	✓	×	×	×	×	×
OCTAVA	×	×	×	✓	✓	✓
OCTAVA DOUBLE	×	×	×	✓	✓	✓
ORI	×	×	×	✓	✓	✓
VARIANT	✓	×	✓	✓	✓	✓
VARIANT COOL	✓	×	✓	✓	✓	✓
VARIANT MIRROR	✓	×	✓	✓	✓	✓
VARIANT PHOTO	✓	×	✓	✓	✓	✓

Rail order codes are detailed on the side of each product.

# Magnetic accessories

## 100 Magnetic rails – polished chrome



Description	Order code
RAIL - LENGTH 260 mm	O15MD80-02
RAIL - LENGTH 430 mm	O15MD80-03
RAIL - LENGTH 550 mm	O15MD80-04

## Magnetic hook – polished chrome



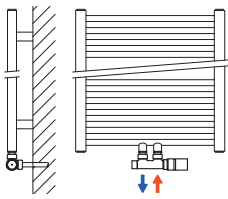
Description	Order code
MAGNETIC HOOK ø 54 mm	O15MD80-01

Rail order codes are detailed on the side of each product.

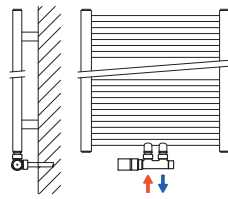


# Connection Options

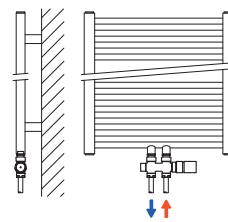
## Central heating system connection options



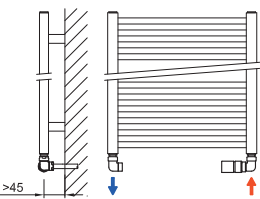
**CORNER THERMOSTATIC VALVE, RIGHT**  
Copper: 119R-white, 121R-chrome, 123R-inox, 219R-black  
Al/PEX: 120R-white, 122R-chrome, 124R-inox, 220R-black



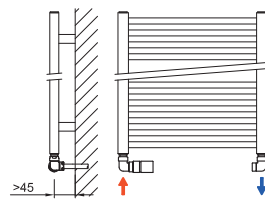
**CORNER THERMOSTATIC VALVE, LEFT**  
Copper: 119L-white, 121L-chrome, 123L-inox, 219L-black  
Al/PEX: 120L-white, 122L-chrome, 124L-inox, 220L-black



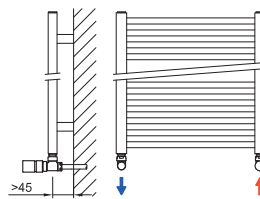
**DIRECT THERMOSTATIC VALVE**  
Copper: 125-white, 127-chrome, 129-inox  
Al/PEX: 126-white, 128-chrome, 130-inox



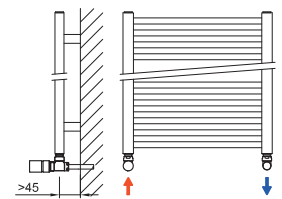
**ANGULAR THERMOSTATIC SET – TRIAX, RIGHT**  
Copper: 101R-white, 103R-chrome, 105R-inox  
Al/PEX: 102R-white, 104R-chrome, 106R-inox



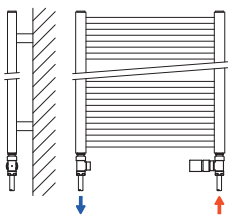
**ANGULAR THERMOSTATIC SET – TRIAX, LEFT**  
Copper: 101L-white, 103L-chrome, 105L-inox  
Al/PEX: 102L-white, 104L-chrome, 106L-inox



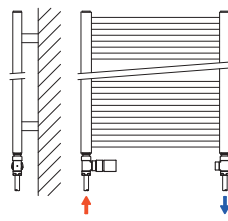
**CORNER THERMOSTATIC SET**  
Copper: 113-white, 115-chrome, 117-inox  
Al/PEX: 114-white, 116-chrome, 118-inox



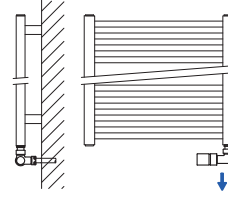
**CORNER THERMOSTATIC SET**  
Copper: 113-white, 115-chrome, 117-inox  
Al/PEX: 114-white, 116-chrome, 118-inox



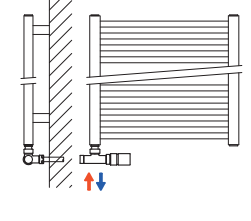
**DIRECT THERMOSTATIC SET**  
Copper: 107-white, 109-chrome, 111-inox  
Al/PEX: 108-white, 110-chrome, 112-inox



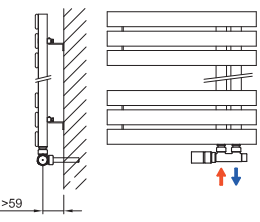
**DIRECT THERMOSTATIC SET**  
Copper: 107-white, 109-chrome, 111-inox  
Al/PEX: 118-white, 110-chrome, 112-inox



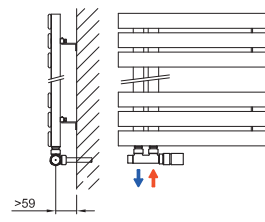
**SINGLE-POINT CONNECTION CORNER THERMOSTATIC VALVE, RIGHT**  
Copper: 145L-white, 147L-chrome, 149L-inox  
Al/PEX: 146L-white, 148L-chrome, 150L-inox



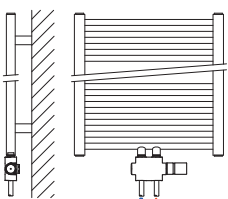
**SINGLE-POINT CONNECTION CORNER THERMOSTATIC VALVE, LEFT**  
Copper: 145R-white, 147R-chrome, 149R-inox  
Al/PEX: 146R-white, 148R-chrome, 150R-inox



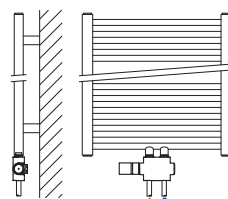
**CORNER THERMOSTATIC VALVE, LEFT**  
Copper: 119L-white, 121L-chrome, 123L-inox, 219L-black  
Al/PEX: 120L-white, 122L-chrome, 124L-inox, 220L-black



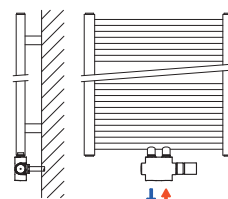
**CORNER THERMOSTATIC VALVE, RIGHT**  
Copper: 119R-white, 121R-chrome, 123R-inox, 219R-black  
Al/PEX: 120R-white, 122R-chrome, 124R-inox, 220R-black



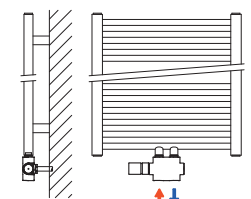
**UNIVERSAL THERMOSTATIC VALVE, RIGHT**  
Copper: 131R-white, 133R-chrome  
Al/PEX: 132R-white, 134R-chrome



**UNIVERSAL THERMOSTATIC VALVE, LEFT**  
Copper: 131L-white, 133L-chrome  
Al/PEX: 132L-white, 134L-chrome



**UNIVERSAL THERMOSTATIC VALVE, RIGHT**  
Copper: 131R-white, 133R-chrome  
Al/PEX: 132R-white, 134R-chrome



**UNIVERSAL THERMOSTATIC VALVE, LEFT**  
Copper: 131L-white, 133L-chrome  
Al/PEX: 132L-white, 134L-chrome

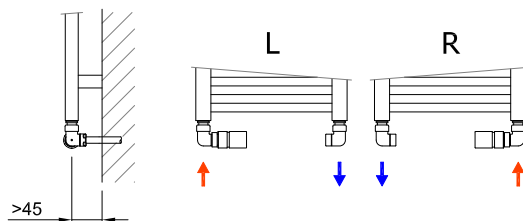
# Thermostatic Packs

## Thermostatic set angular – triax

white  
chrome  
inox



illustration image



**Pack no. 101L / white / left / Code: O37BUCL101**

**Pack no. 101R / white / right / Code: O37BUCR101**  
Connection to copper pipes ø 15 mm

Thermostatic head / white  
Angular thermostatic valve and lockshield valve / white  
Clamping fittings for copper pipes / chrome

**Pack no. 103L / chrome / left / Code: O37CUCL103**

**Pack no. 103R / chrome / right / Code: O37CUCR103**  
Connection to copper pipes ø 15 mm

Thermostatic head / chrome  
Angular thermostatic valve and lockshield valve / chrome  
Clamping fittings for copper pipes / chrome

**Pack no. 105L / inox / left / Code: O37NUCL105**

**Pack no. 105R / inox / right / Code: O37NUCR105**  
Connection to copper pipes ø 15 mm

Thermostatic head / inox  
Angular thermostatic valve and lockshield valve / inox  
Clamping fittings for copper pipes / inox

**Pack no. 102L / white / left / Code: O37BUAL102**

**Pack no. 102R / white / right / Code: O37BUAR102**  
Connection to Al/PEX, Al/PERT pipes ø 16x2 mm

Thermostatic head / white  
Angular thermostatic valve and lockshield valve / white  
Clamping fittings for Al/PEX and Al/PERT / chrome

**Pack no. 104L / chrome / left / Code: O37CUAL104**

**Pack no. 104R / chrome / right / Code: O37CUAR104**  
Connection to Al/PEX, Al/PERT pipes ø 16x2 mm

Thermostatic head / chrome  
Angular thermostatic valve and lockshield valve / chrome  
Clamping fittings for Al/PEX and Al/PERT / chrome

**Pack no. 106L / inox / left / Code: O37NUAL106**

**Pack no. 106R / inox / right / Code: O37NUAR106**  
Connection to Al/PEX, Al/PERT pipes ø 16x2 mm

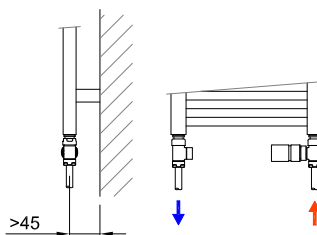
Thermostatic head / inox  
Angular thermostatic valve and lockshield valve / inox  
Clamping fittings for Al/PEX and Al/PERT / inox

## Thermostatic set direct

white  
chrome  
inox



illustration image



**Pack no. 107 / white / Code: O37BPC-107**

Connection to copper pipes ø 15 mm  
Thermostatic head / white  
Direct thermostatic valve and lockshield valve / white  
Clamping fittings for copper pipes / chrome

**Pack no. 109 / chrome / Code: O37CPC-109**

Connection to copper pipes ø 15 mm  
Thermostatic head / chrome  
Direct thermostatic valve and lockshield valve / chrome  
Clamping fittings for copper pipes / chrome

**Pack no. 111 / inox / Code: O37NPC-111**

Connection to copper pipes ø 15 mm  
Thermostatic head / inox  
Direct thermostatic valve and lockshield valve / inox  
Clamping fittings for copper pipes / inox

**Pack no. 108 / white / Code: O37BPA-108**

Connection to Al/PEX, Al/PERT pipes ø 16x2 mm  
Thermostatic head / white  
Direct thermostatic valve and lockshield valve / white  
Clamping fittings for Al/PEX and Al/PERT / chrome

**Pack no. 110 / chrome / Code: O37CPA-110**

Connection to Al/PEX, Al/PERT pipes ø 16x2 mm  
Thermostatic head / chrome  
Direct thermostatic valve and lockshield valve / chrome  
Clamping fittings for Al/PEX and Al/PERT / chrome

**Pack no. 112 / inox / Code: O37NPA-112**

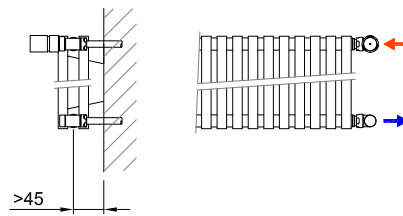
Connection to Al/PEX, Al/PERT pipes ø 16x2 mm  
Thermostatic head / inox  
Direct thermostatic valve and lockshield valve / inox  
Clamping fittings for Al/PEX and Al/PERT / inox

## Thermostatic set corner

white  
chrome  
inox



illustration image



**Pack no. 113 / white / Code: O37BRC-113**

Connection to copper pipes ø 15 mm  
Thermostatic head / white  
Corner thermostatic valve and lockshield valve / white  
Clamping fittings for copper pipes / chrome

**Pack no. 115 / chrome / Code: O37CRC-115**

Connection to copper pipes ø 15 mm  
Thermostatic head / chrome  
Corner thermostatic valve and lockshield valve / chrome  
Clamping fittings for copper pipes / chrome

**Pack no. 117 / inox / Code: O37NRC-117**

Connection to copper pipes ø 15 mm  
Thermostatic head / inox  
Corner thermostatic valve and lockshield valve / inox  
Clamping fittings for copper pipes / inox

**Pack no. 114 / white / Code: O37BRA-114**

Connection to Al/PEX, Al/PERT pipes ø 16x2 mm  
Thermostatic head / white  
Corner thermostatic valve and lockshield valve / white  
Clamping fittings for Al/PEX and Al/PERT / chrome

**Pack no. 116 / chrome / Code: O37CRA-116**

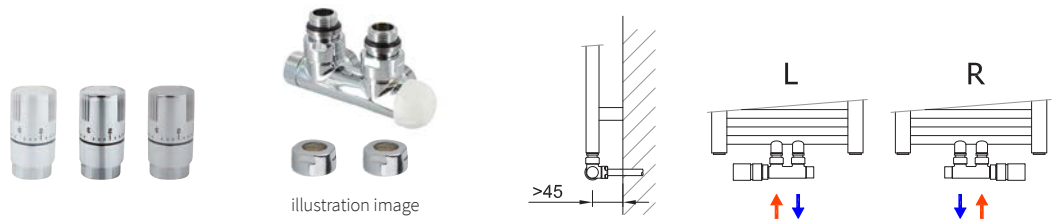
Connection to Al/PEX, Al/PERT pipes ø 16x2 mm  
Thermostatic head / chrome  
Corner thermostatic valve and lockshield valve / chrome  
Clamping fittings for Al/PEX and Al/PERT / chrome

**Pack no. 118 / inox / Code: O37NRA-118**

Connection to Al/PEX, Al/PERT pipes ø 16x2 mm  
Thermostatic head / inox  
Corner thermostatic valve and lockshield valve / inox  
Clamping fittings for Al/PEX and Al/PERT / inox

## Thermostatic valve corner - middle

white  
chrome  
inox



**Pack no. 119L / white / left / Code: O37BWCL119**  
**Pack no. 119R / white / right / Code: O37BWC119**  
 Connection to copper pipes ø 15 mm  
 Thermostatic head / white  
 Corner thermostatic valve and lockshield valve / white  
 Clamping fittings for copper pipes / chrome

**Pack no. 121L / chrome / left / Code: O37CWCL121**  
**Pack no. 121R / chrome / right / Code: O37CWC121**  
 Connection to copper pipes ø 15 mm  
 Thermostatic head / chrome  
 Corner thermostatic valve and lockshield valve / chrome  
 Clamping fittings for copper pipes / chrome

**Pack no. 123L / inox / left / Code: O37NWCL123**  
**Pack no. 123R / inox / right / Code: O37NWC123**  
 Connection to copper pipes ø 15 mm  
 Thermostatic head / inox  
 Corner thermostatic valve and lockshield valve / inox  
 Clamping fittings for copper pipes / inox

**Pack no. 120L / white / left / Code: O37BWAL120**  
**Pack no. 120R / white / right / Code: O37BWAR120**  
 Connection to Al/PEX, Al/PERT pipes ø 16x2 mm  
 Thermostatic head / white  
 Corner thermostatic valve and lockshield valve / white  
 Clamping fittings for Al/PEX and Al/PERT / chrome

**Pack no. 122L / chrome / left / Code: O37CWAL122**  
**Pack no. 122R / chrome / right / Code: O37CWAR122**  
 Connection to Al/PEX, Al/PERT pipes ø 16x2 mm  
 Thermostatic head / chrome  
 Corner thermostatic valve and lockshield valve / chrome  
 Clamping fittings for Al/PEX and Al/PERT / chrome

**Pack no. 124L / inox / left / Code: O37NWAL124**  
**Pack no. 124R / inox / right / Code: O37NWAR124**  
 Connection to Al/PEX, Al/PERT pipes ø 16x2 mm  
 Thermostatic head / inox  
 Corner thermostatic valve and lockshield valve / inox  
 Clamping fittings for Al/PEX and Al/PERT / inox

## Thermostatic valve corner - middle/black

black  
black matt



**Pack no. 219L / black / left / Code: O37SWCL219**  
**Pack no. 219R / black / right / Code: O37SWCR219**  
 Connection to copper pipes ø 15 mm  
 Thermostatic head / black  
 Corner thermostatic valve and lockshield valve / black  
 Clamping fittings for copper pipes / chrome

**Pack no. 221L / black matt / left / Code: O37SWCL221**  
**Pack no. 221R / black matt / right / Code: O37SWCR221**  
 Connection to copper pipes ø 15 mm  
 Thermostatic head / black matt  
 Corner thermostatic valve and lockshield valve / black matt  
 Clamping fittings for Al/PEX and Al/PERT / chrome

**Pack no. 220L / black / left / Code: O37SWAL220**  
**Pack no. 220R / black / right / Code: O37SWAR220**  
 Connection to Al/PEX, Al/PERT pipes ø 16x2 mm  
 Thermostatic head / black  
 Corner thermostatic valve and lockshield valve / black  
 Clamping fittings for Al/PEX and Al/PERT / chrome

**Pack no. 222L / black matt / left / Code: O37SWAL222**  
**Pack no. 222R / black matt / right / Code: O37SWAR222**  
 Connection to Al/PEX, Al/PERT pipes ø 16x2 mm  
 Thermostatic head / black matt  
 Corner thermostatic valve and lockshield valve / black matt  
 Clamping fittings for Al/PEX and Al/PERT / chrome

## Thermostatic valve direct

white  
chrome  
inox



**Pack no. 125 / white / Code: O37BFC-125**  
 Connection to copper pipes ø 15 mm  
 Thermostatic head / white  
 Direct thermostatic valve and lockshield valve / white  
 Clamping fittings for copper pipes / chrome

**Pack no. 127 / chrome / Code: O37CFC-127**  
 Connection to copper pipes ø 15 mm  
 Thermostatic head / chrome  
 Direct thermostatic valve and lockshield valve / chrome  
 Clamping fittings for copper pipes / chrome

**Pack no. 129 / inox / Code: O37NFC-129**  
 Connection to copper pipes ø 15 mm  
 Thermostatic head / inox  
 Direct thermostatic valve and lockshield valve / inox  
 Clamping fittings for copper pipes / inox

**Pack no. 126 / white / Code: O37BFA-126**  
 Connection to Al/PEX, Al/PERT pipes ø 16x2 mm  
 Thermostatic head / white  
 Direct thermostatic valve and lockshield valve / white  
 Clamping fittings for Al/PEX and Al/PERT / chrome

**Pack no. 128 / chrome / Code: O37CFA-128**  
 Connection to Al/PEX, Al/PERT pipes ø 16x2 mm  
 Thermostatic head / chrome  
 Direct thermostatic valve and lockshield valve / chrome  
 Clamping fittings for Al/PEX and Al/PERT / chrome

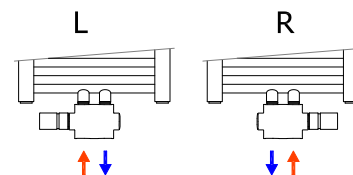
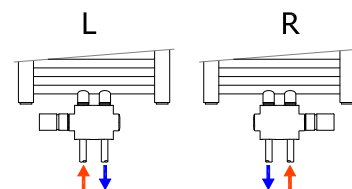
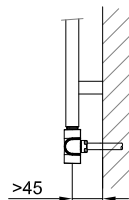
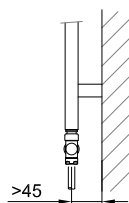
**Pack no. 130 / inox / Code: O37NFA-130**  
 Connection to Al/PEX, Al/PERT pipes ø 16x2 mm  
 Thermostatic head / inox  
 Direct thermostatic valve and lockshield valve / inox  
 Clamping fittings for Al/PEX and Al/PERT / inox

## Thermostatic valve universal - middle

white  
chrome



illustration image



**Pack no. 131L / white / left / Code: O37BUCL131**

**Pack no. 131R / white / right / Code: O37BUCR131**

Connection to copper pipes  $\varnothing$  15 mm

Thermostatic head / white

Universal centre thermostatic valve and lockshield valve / white

Clamping fittings for copper pipes / chrome

**Pack no. 133L / chrome / left / Code: O37CUCL133**

**Pack no. 133R / chrome / right / Code: O37CUCR133**

Connection to copper pipes  $\varnothing$  15 mm

Thermostatic head / chrome

Universal centre thermostatic valve and lockshield valve / chrome

Clamping fittings for copper pipes / chrome

**Pack no. 132L / white / left / Code: O37BUAL132**

**Pack no. 132R / white / right / Code: O37BUAR132**

Connection to Al/PEX, Al/PERT pipes  $\varnothing$  16x2 mm

Thermostatic head / white

Universal centre thermostatic valve and lockshield valve / white

Clamping fittings for Al/PEX and Al/PERT / chrome

**Pack no. 134L / chrome / left / Code: O37CUAL134**

**Pack no. 134R / chrome / right / Code: O37CUAR134**

Connection to Al/PEX, Al/PERT pipes  $\varnothing$  16x2 mm

Thermostatic head / chrome

Universal centre thermostatic valve and lockshield valve / chrome

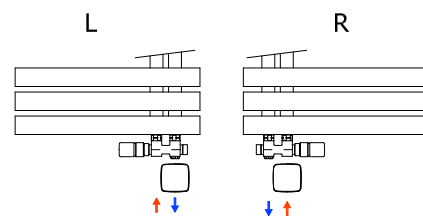
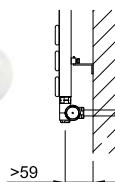
Clamping fittings for Al/PEX and Al/PERT / chrome

## Thermostatic valve compact corner with a heating rod installation option

white  
chrome  
inox  
black matt



illustration image



The heating rod regulator allows for both right-side and left-side installation.

**Pack no. 137L / white / left / Code: O37BWCL137**

**Pack no. 137R / white / right / Code: O37BWCR137**

Connection to copper pipes  $\varnothing$  15 mm

Thermostatic head / white

Corner thermostatic valve and lockshield valve / white

Clamping fittings for copper pipes / chrome

**Pack no. 139L / chrome / left / Code: O37CWCL139**

**Pack no. 139R / chrome / right / Code: O37CWCR139**

Connection to copper pipes  $\varnothing$  15 mm

Thermostatic head / chrome

Corner thermostatic valve and lockshield valve / chrome

Clamping fittings for copper pipes / chrome

**Pack no. 141L / inox / left / Code: O37NWCL141**

**Pack no. 141R / inox / right / Code: O37NWC141**

Connection to copper pipes  $\varnothing$  15 mm

Thermostatic head / inox

Corner thermostatic valve and lockshield valve / inox

Clamping fittings for copper pipes / inox

**Pack no. 138L / white / left / Code: O37BWAL138**

**Pack no. 138R / white / right / Code: O37BWAR138**

Connection to Al/PEX, Al/PERT pipes  $\varnothing$  16x2 mm

Thermostatic head / white

Corner thermostatic valve and lockshield valve / white

Clamping fittings for Al/PEX and Al/PERT / chrome

**Pack no. 140L / chrome / left / Code: O37CWAL140**

**Pack no. 140R / chrome / right / Code: O37CWAR140**

Connection to Al/PEX, Al/PERT pipes  $\varnothing$  16x2 mm

Thermostatic head / chrome

Corner thermostatic valve and lockshield valve / chrome

Clamping fittings for Al/PEX and Al/PERT / chrome

**Pack no. 142L / inox / left / Code: O37NVAL142**

**Pack no. 142R / inox / right / Code: O37NVAR142**

Connection to Al/PEX, Al/PERT pipes  $\varnothing$  16x2 mm

Thermostatic head / inox

Corner thermostatic valve and lockshield valve / inox

Clamping fittings for Al/PEX and Al/PERT / inox

**Pack no. 143L / black matt / left / Code: O37SWCL143**

**Pack no. 143R / black matt / right / Code: O37SWCR143**

Connection to copper pipes  $\varnothing$  15 mm

Thermostatic head / black matt

Corner thermostatic valve and lockshield valve / black matt

Clamping fittings for copper pipes / chrome

**Pack no. 144L / black matt / left / Code: O37SWALL144**

**Pack no. 144R / black matt / right / Code: O37SWAR144**

Connection to Al/PEX, Al/PERT pipes  $\varnothing$  16x2 mm

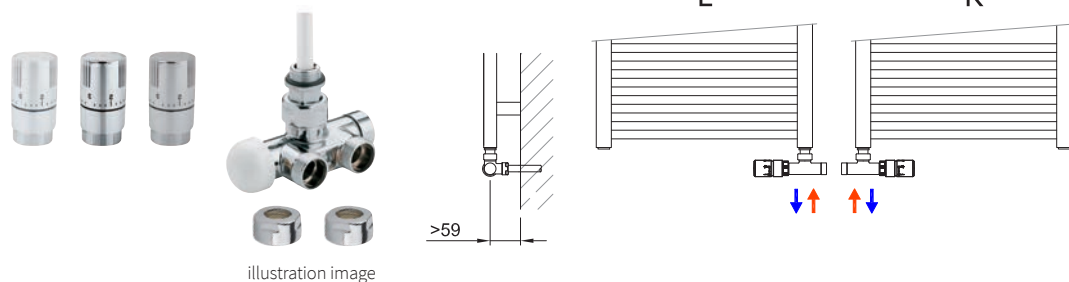
Thermostatic head / black matt

Corner thermostatic valve and lockshield valve / black matt

Clamping fittings for copper pipes / chrome

## Thermostatic valve single-point connection corner thermostatic valve

white  
chrome  
inox



**Pack no. 145L / white / left / Code: O37BWCL145**

**Pack no. 145R / white / right / Code: O37BWCR145**

Connection to copper pipes ø 15 mm

Thermostatic head / white

Corner thermostatic valve and lockshield valve / white

Clamping fittings for copper pipes / chrome

**Pack no. 147L / chrome / left / Code: O37CWCL147**

**Pack no. 147R / chrome / right / Code: O37CWCR147**

Connection to copper pipes ø 15 mm

Thermostatic head / chrome

Corner thermostatic valve and lockshield valve / chrome

Clamping fittings for copper pipes / chrome

**Pack no. 149L / inox / left / Code: O37NWCL149**

**Pack no. 149R / inox / right / Code: O37NWCR149**

Connection to copper pipes ø 15 mm

Thermostatic head / inox

Corner thermostatic valve and lockshield valve / inox

Clamping fittings for copper pipes / inox

**Pack no. 146L / white / left / Code: O37BWAL146**

**Pack no. 146R / white / right / Code: O37BWAR146**

Connection to Al/PEX, Al/PERT pipes ø 16x2 mm

Thermostatic head / white

Corner thermostatic valve and lockshield valve / white

Clamping fittings for Al/PEX and Al/PERT / chrome

**Pack no. 148L / chrome / left / Code: O37CWAL148**

**Pack no. 148R / chrome / right / Code: O37CWAR148**

Connection to Al/PEX, Al/PERT pipes ø 16x2 mm

Thermostatic head / chrome

Corner thermostatic valve and lockshield valve / chrome

Clamping fittings for Al/PEX and Al/PERT / chrome

**Pack no. 150L / inox / left / Code: O37NVAL150**

**Pack no. 150R / inox / right / Code: O37NWAR150**

Connection to Al/PEX, Al/PERT pipes ø 16x2 mm

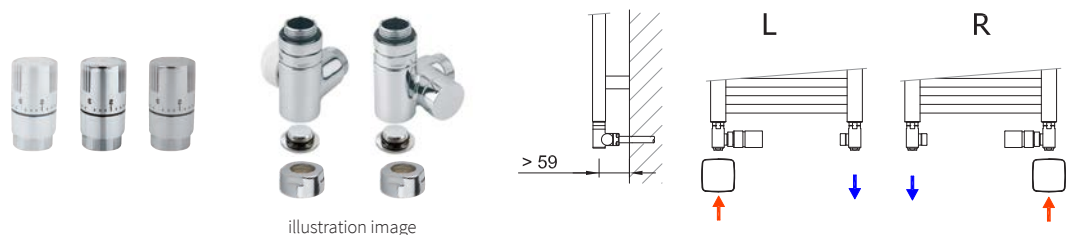
Thermostatic head / inox

Corner thermostatic valve and lockshield valve / inox

Clamping fittings for Al/PEX and Al/PERT / inox

## Thermostatic valve angular – triax with a heating rod installation option

white  
chrome  
inox



**Pack no. 171L / white / left / Code: O37BUCL171**

**Pack no. 171R / white / right / Code: O37BUCR171**

Connection to copper pipes ø 15 mm

Thermostatic head / white

Angular thermostatic valve and lockshield valve / white

Clamping fittings for copper pipes / chrome

**Pack no. 173L / chrome / left / Code: O37CUCL173**

**Pack no. 173R / chrome / right / Code: O37CUCR173**

Connection to copper pipes ø 15 mm

Thermostatic head / chrome

Angular thermostatic valve and lockshield valve / chrome

Clamping fittings for copper pipes / chrome

**Pack no. 175L / inox / left / Code: O37NUCL175**

**Pack no. 175R / inox / right / Code: O37NUCR175**

Connection to copper pipes ø 15 mm

Thermostatic head / inox

Angular thermostatic valve and lockshield valve / inox

Clamping fittings for copper pipes / inox

**Pack no. 172L / white / left / Code: O37BUAL172**

**Pack no. 172R / white / right / Code: O37BUAR172**

Connection to Al/PEX, Al/PERT pipes ø 16x2 mm

Thermostatic head / white

Angular thermostatic valve and lockshield valve / white

Clamping fittings for Al/PEX and Al/PERT / chrome

**Pack no. 174L / chrome / left / Code: O37CUAL174**

**Pack no. 174R / chrome / right / Code: O37CUAR174**

Connection to Al/PEX, Al/PERT pipes ø 16x2 mm

Thermostatic head / chrome

Angular thermostatic valve and lockshield valve / chrome

Clamping fittings for Al/PEX and Al/PERT / chrome

**Pack no. 176L / inox / left / Code: O37NUAL176**

**Pack no. 176R / inox / right / Code: O37NUAR176**

Connection to Al/PEX, Al/PERT pipes ø 16x2 mm

Thermostatic head / inox

Angular thermostatic valve and lockshield valve / inox

Clamping fittings for Al/PEX and Al/PERT / inox

### Chrome cover

A chrome connection cover can be ordered  
for all thermostatic sets.

**O37CU--901 / set**





# Heating Unit Electrical Connection

Selected radiator types bearing the symbol  can be operated as independent electric heaters, electric clothes dryers or heating units for combined connection.

## Electric radiators

Electric heating units designed for interior heating. Electric radiators are supplied with an installed heating rod and a temperature regulator or a heating foil. Each unit with a heating rod is filled with an antifreeze fluid (down to -5 °C), tested and sealed. The heating units are equipped with a Nexus system heating rod installed in the right-side flow pipe as standard. The Rio and Neo regulators are supplied separately. Electrical heating units with a white finish include a white regulator. Units in all other colour variations come with a chrome regulator. The heating rod can also be installed in the left-side flow pipe of the heating unit if requested. However, a left-side installation requirement must be noted in the order. Electric radiators with a heating foil facilitate heating with no fluid in the radiator. The heating foil ensures that the entire surface of the radiator is uniformly heated. Temperature control is via a digital thermostat. All heating units are operated in accordance with Directive 2009/125/EC of the European Parliament and of the Council and Commission Regulation (EU)2015/1188 with regard to the ecodesign requirements for local space heaters.

## Heating units for combined heating

The heating units come in basic design as for integration into the central heating system. In Nexus system heaters, the electric heating components are already fitted. The selected type of regulator for the Nexus system must be ordered separately. The units are not filled with an antifreeze fluid. During electric operation, the thermostatic valve must be closed to prevent heated water from flowing into the heating system.

## Electric dryers

Electric heating units designed for cloth drying. Our electric towel rails come with an installed heating rod and a regulator. Each unit is filled with an antifreeze fluid (down to -5 °C), tested and sealed. Once properly installed and connected to the power supply, the purchased towel rail is ready for immediate operation. The rails are fitted with the basic electric Z heating rod and Mini PW or Solo regulator. Electric towel rails with a white finish include a white regulator. Units in all other colour variations come with a chrome regulator. The basic Z heating rod and the Nexus system heating rod can also be installed in the left-side flow pipe of the heating unit upon request. However, a left-side installation requirement must be noted in the order. Towel rail operation is in full compliance with EN 60335-2-43.

## Electric radiator placement in the bathroom

Electric bathroom radiators, dryers and combined heating units can be installed in zones 2 and 3 (in accordance with ČSN 33 2000-7-701). Electric units must be connected to a 230 V/50 Hz power supply using a corresponding socket in line with ČSN 35 4515.

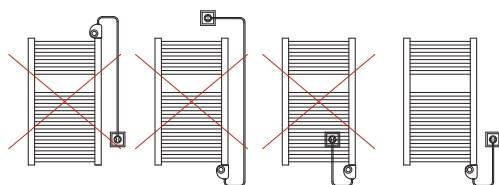
### Protection rating and placement of electric units in protection zones

Z heating rod	protection IP44	zone 2 a 3
Mini PW	protection IPX4	zone 2 a 3
Vision	protection IP44	zone 2 a 3
Solo (Nexus)	protection IPX4	zone 2 a 3
Rio (Nexus)	protection IPX4	zone 2 a 3
Neo (Nexus)	protection IPX4	zone 2 a 3



# Basic installation and operation guidelines for electric radiators and heaters

- Basic installation and operation guidelines for electric radiators and heaters
- The regulator must always be installed in a vertical position with water supplied from the bottom.
- The heating rod power input is selected based on recommendations for individual heating units. Using a heating rod with a higher power input won't increase the heat output, on the contrary, it will decrease its service life. Do not loosen the heating unit blind plugs.
- Heaters likely to be placed in bathrooms must be installed in a way that prevents users from touching the switch or other control components while in a bath or shower.
- Improper installation may result in damage to the unit, electric shock or burn injuries. Never place the heater directly below a wall socket.
- Have the suitability of your sockets tested by a licensed electrician (ČSN 35 4515). The radiator must be installed no less than 25 cm (or 60 cm in the case of dryers) above floor level.
- When installing the unit outside of the Czech Republic, care should be taken to comply with relevant national regulations.
- The regulators connect to a 230 V/50 Hz power supply via a flexible cord terminated with a male plug designed for standard wall plugs installed in accordance with ČSN standards. The equipment must be protected by a residual current device with 30 mA release current.
- Electric shock protection must be provided in accordance with ČSN 33 2000-4-41.
- In the event of a fixed connection of the appliance to the power supply, the regulator lead must be fitted with a master switch (cut-out), which is readily accessible and disconnects both poles of the power supply.
- Connection to the power supply and verification of installation suitability can only be performed by a licensed electrician.



Applies to all listed regulators and rods.

## Electric Drying Sets

Bathroom ladder heaters are suitable for heating water systems with forced circulation and can be integrated with electric clothes drying.

Electric clothes drying sets constitute electric dryers. Units with a built-in electric drying set can be operated independently of the central heating system. The set includes a basic heating rod or a Mini PW regulator rod with the recommended power input depending on the towel rail type. If you are contemplating clothes drying using the heating rod alone, consideration should also be given to installing a timer switch. When using the set, due care must be taken in choosing the location of the unit in the bathroom, taking into account the position of the wall socket, the length of the supply cable and the required IP rating of the regulator.

### Z HEATING ROD (WITHOUT REGULATOR)

Power input [W]/ Length [mm]	WHITE	BLACK
	Code	Code
200 / 380	O14-1S020Z00-01_EN	O14-1S020Z51-01_EN
300 / 380	O14-1S030Z00-01_EN	O14-1S030Z51-01_EN
400 / 435	O14-1S040Z00-01_EN	O14-1S040Z51-01_EN
500 / 435	O14-1S050Z00-01_EN	O14-1S050Z51-01_EN
600 / 550	O14-1S060Z00-01_EN	O14-1S060Z51-01_EN
700 / 550	O14-1S070Z00-01_EN	O14-1S070Z51-01_EN
800 / 720	O14-1S080Z00-01_EN	O14-1S080Z51-01_EN
900 / 720	O14-1S090Z00-01_EN	O14-1S090Z51-01_EN
1000 / 720	O14-1S100Z00-01_EN	O14-1S100Z51-01_EN
1200 / 875	O14-1S120Z00-01_EN	O14-1S120Z51-01_EN

### MINI PW REGULATOR HEATING ROD

Power input [W]/ Length [mm]	WHITE	CHROME
	Code	Code
200 / 320	O14-1S020M01-01_EN	O14-1S020M80-01_EN
300 / 400	O14-1S030M01-01_EN	O14-1S030M80-01_EN
400 / 480	O14-1S040M01-01_EN	O14-1S040M80-01_EN
500 / 560	O14-1S050M01-01_EN	O14-1S050M80-01_EN
600 / 680	O14-1S060M01-01_EN	O14-1S060M80-01_EN
700 / 730	O14-1S070M01-01_EN	O14-1S070M80-01_EN
800 / 820	O14-1S080M01-01_EN	O14-1S080M80-01_EN
900 / 910	O14-1S090M01-01_EN	O14-1S090M80-01_EN
1000 / 980	O14-1S100M01-01_EN	O14-1S100M80-01_EN
1200 / 1150	O14-1S120M01-01_EN	O14-1S120M80-01_EN

### T-piece

### Code

G 1/2


484000250

# Regulators

## Regulators with Nexus system

The innovative heating rod - regulator connection facilitates the replacement of the existing regulator for a new one with a different design or improved functions. Our range includes basic regulators, regulators with advanced functions or Wi-Fi connectivity.

**nexus**  
easy connect



### NEW PRODUCT

#### Benefits



Nexus system heating rod compatibility with any Nexus regulator



quick and easy installation\*

\*Installation may only be performed by qualified persons

## Solo

A basic regulator with Nexus system designed for electric dryers controlled by touch buttons. It supports various operating modes, including timer, boost and antifreeze. The timer activates the heating function every 12 or 24 hours.



Order code: O30-1S000G01-01\_EN

Order code: O30-1S000G80-01\_EN

## Rio



A stylish regulator with Nexus system for electric radiators with an easy-to-read backlit LCD display and intuitive control. Its shape lends itself to being used with all designer radiators. Operating modes such as ECO, weekly programming, open window detection and a built-in temperature sensor help reduce heating costs. Available in a WIFI version that allows the regulator to be controlled using a mobile app.



Order code: O30-1S000Q01-01\_EN

Order code: O30-1S000F01-01\_EN (WIFI)

Order code: O30-1S000Q80-01\_EN

Order code: O30-1S000F80-01\_EN (WIFI)

#### Technical data

##### Operating modes

- timer 12 h and timer 24 h
- manual
- stand-by
- boost
- antifreeze
- lock screen
- factory reset

##### Power range

5 levels adjustable by settings based on electric heating element power capacity

##### Installation

on the right side (on the left side - must be specified in the order)

##### Connection system

Nexus

##### Connection

straight 120 cm electric cable terminated with a plug

##### Display type

capacitive touchscreen interface

##### Colour of display

white/black

##### Colour of regulator

chrome/white

##### Protection zone

2 and 3

##### Available heating rods

200 W-1 200 W

##### Dimensions

61.5 × 70 × 50 mm

##### Power supply

230 V/ 50 Hz

##### Protection category

I

##### Degree of protection

IPX4

##### Working temperature

0°-40°C

##### Max humidity level

RH 85% at 25°C (without condensation)

#### Technical data

##### Operating modes

- comfort
- ECO
- weekly program
- open window detection

Temperature range of room

##### Installation

- antifreeze
  - boost
  - keyboard lock
  - factory reset
- +7°C to +25°C

on the right side (on the left side - must be specified in the order)

##### Connection system

Nexus

##### Connection

straight 120 cm electric cable terminated with a plug

##### Display type

LCD with backlit

##### Colour of regulator

white/chrome

##### Protection zone

2 and 3

##### Available heating rods

200 W-1200 W

##### Dimensions

61.5 × 70 × 50 mm

##### Power supply

230 V/ 50 Hz

##### Protection category

I

##### Degree of protection

IPX4

##### Working temperature

0°-40°C

##### Max humidity level

RH 85% at 25°C (without condensation)

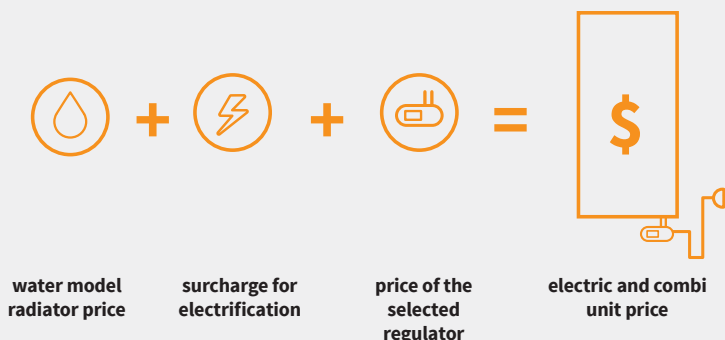
##### WIFI connection

available WIFI version

## Calculation of electric and combi units with the Nexus system



Use our configurator to determine the final price:



### Neo



A stylish regulator with Nexus system for electric radiators with an easy-to-read backlit LCD display and intuitive control. The tilt of the display improves its readability and facilitates operation. Operating modes such as ECO, weekly programming, open window detection and a built-in temperature sensor help reduce heating costs. Available in a WIFI version that allows the regulator to be controlled using a mobile app.



Order code: O30-1S000Y01-01\_EN  
Order code: O30-1S000X01-01\_EN (WIFI)

Order code: O30-1S000Y80-01\_EN  
Order code: O30-1S000X80-01\_EN (WIFI)

#### Technical data

Operating modes	<ul style="list-style-type: none"> <li>• comfort</li> <li>• ECO</li> <li>• weekly program</li> <li>• open window detection</li> </ul>	<ul style="list-style-type: none"> <li>• antifreeze</li> <li>• boost</li> <li>• keyboard lock</li> <li>• factory reset</li> </ul>
Temperature range of room	+7°C to +25°C	
Working temperature	0°–40°C	
Installation	on the right side	
Connection thread	Nexus	
Connection	straight 120 cm electric cable terminated with a plug	
Display type	LCD with backlit	
Colour of regulator	white/chrome	
Protection zone	2 and 3	
Available heating rods	200 W–1 200 W	
Dimensions	140 × 66 × 60 mm	
Power supply	230 V/ 50 Hz	
Protection category	I	
Degree of protection	IPX4	
Max humidity level	RH 85% at 25°C (without condensation)	
WIFI connection	available WIFI version	

### Price calculation examples for Nexus system electric units

#### Example

Grenada 695/450 electro Nexus, snow white RAL 9016, selected regulator Rio white

#### Calculation

Grenada 695/450 water model + surcharge for electrification + price of the Rio white regulator = electric unit price

#### Order

DGRE06950450EK01 + O30-1S000Q01-01\_EN

### Price calculation examples for Nexus system-combined heating units

#### Example

Grenada 695/450 for combined heating, snow white, reg. Rio white

#### Calculation

Grenada 695/450 water model + Nexus system electrification surcharge + price of the Rio white regulator = combi unit price

#### Order

DGRE06950450DK01 + O30-1S000Q01-01\_EN

## Other regulators for electric drying and heating

### Z heating rod

Z heating rod, without a regulator. Standard right lower flow pipe installation. Left-side installation requirement must be specified in the order.

#### NEW PRODUCT



#### Technical data

Working voltage	230 V/50 Hz
Protection category	I
Degree of protection	IP44
Installation	on the right side (on the left - must be specified in the order)
Connection thread	G 1/2" outer
Connection	coiled 120 cm electric cable terminated with a plug (max. 280 cm when fully stretched)
Colour of cable	white/black

### Mini PW

A basic regulator with a dial for controlling the dryer output at a scale of 20 to 100% of the rated output. In the min. position the regulator is OFF, while in the max. position it remains constantly ON.



#### Technical data

Working voltage	230 V/50 Hz
Protection category	I
Degree of protection	IPx4
Working temperature	0–50 °C
Working humidity	0–85 % (without condensation)
Power range	20–100 % of the nominal output of towel dryer
Installation	on the right side (on the left for models Koro, Koro Plus)
Connection thread	G 1/2" outer (on the heating rod)
Connection	straight 120 cm electric cable terminated with a plug
Colour of regulator	white/chrome
Colour of cable	white/grey
Protection zone	2 and 3
Available heating rods	200 W–1 200 W
Dimensions	65 × 75 × 40 mm

### Vision



A programmable electrical regulator with a large TFT display. The tilt angle of the display improves its readability and facilitates control. The regulator can be controlled manually or via the Tevolve app from anywhere with Internet access. Operating modes such as ECO, hourly programming or open window detection help cut down on heating costs.



#### Gateway

- electric heating controller
- multiple unit control
- energy saving

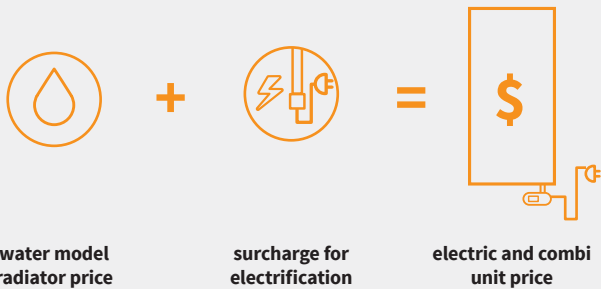


### 110 Technical data

Operating modes	<ul style="list-style-type: none"> <li>• antifreeze</li> <li>• boost</li> <li>• keyboard lock</li> <li>• factory reset</li> <li>• manual</li> </ul>
Communication radio frequency	868 MHz
Installation	on the right side
Connection thread	G1/2" outer (on the heating rod)
Connection	straight 120 cm electric cable terminated with a plug
Display type	TFT display with backlight
Colour of regulator	white
Protection zone	2 and 3
Available heating rods	200–1 200 W
Dimensions	150 × 70 × 38 mm
Power supply	230 V, 50 HZ
Protection category	I
Degree of protection	IP44
Working temperature	0°–40°C



## Calculation for electric drying and heating



Use our configurator to determine the final price:

## Price calculation examples for electric units with Mini PW reg.

The units are fitted with the electric selected heating rod (basic heating rod Z; heating rod with reg. Mini PW; heating rod with reg. Vision)

### Example

Grenada 695/450 elektro, elektro, snow white RAL 9016, reg. Mini PW white

### Calculation

Grenada 695/450 water model + heating rod and Mini PW reg. electrification surcharge = electric unit price

### Order

DGRE06950450MK01

## Price calculation examples for electric drying units

Only for basic heating rod Z or heating rod with reg. Mini PW

### Example

Grenada 695/450 for electric drying, snow white RAL 9016, Mini PW White reg. set

### Calculation

Grenada 695/450 water model + price of the electric drying set Mini PW = price of the electric drying

### Order

DGRE06950450SK01 + O14-1S030M01-01\_EN

\*electric drying sets see page 107

# MELODY Bathroom Radiators – General Information

Manufactured mostly from steel profiles and pipes, MELODY heating units are primarily designed for heating bathrooms and residential areas and for use within heating systems that rely solely on heating (treated) water supplied via forced circulation. The surface treatment is applied in a manner that is considerate to the environment, provides a long-term corrosion and mechanical resistance and conforms to sanitary standards. Snow/traffic white RAL 9016 is the basic colour. For additional shades, see the "ISAN Colour Reference Chart". Other shades incur an additional charge based on the colour type. Stainless steel radiators feature a brushed finish.

## Surface Treatment and Warranty

The warranty only covers manufacturing and/or material defects which occur during the warranty period. Central heating radiators are covered by an extended 5-year warranty that begins from the date of product delivery. Electric heating units carry a 5-year warranty on the surface finish and a 2-year warranty on all electrical components from the date of sale. Heating units with a colourless finish carry a 4-year warranty. Radiators with a clear varnish finish come with a 4-year warranty. For products located within reach of splashing water, the warranty is 2 years. The warranty does not apply to units installed in aggressive environments or exposed to highly corrosive substances (ammonia, chlorine, cleaning agents, soap-based substances, etc.). Warranty repairs of electric units are conducted exclusively at designated locations. A warranty card is enclosed with each radiator.

## Warranty Conditions

The customer's right to warranty repairs shall be forfeited in the event that the heating units were:

- Installed in buildings, at facilities or on premises where higher levels of humidity are a concern; this applies particularly to public toilets, car wash facilities, animal pens, indoor swimming pools, etc.

- Stored outdoors, exposed to the elements and/or stored at temperatures below -5 °C.
- Damaged and their water tightness compromised due to corrosion caused by, for example, inappropriate chemical composition of the heat-transfer fluid.
- Deformed as a result of improper transportation or exceeding the maximum operating excess pressure limit.
- Mechanically or otherwise damaged due to mishandling by the customer or during transportation.
- Damaged either intentionally or accidentally as a consequence of a natural disaster or other incidents.
- Operated subsequent to the discovery of the claimed defect, whereby the condition of the product was altered to a degree which would make it difficult to assess the defect being claimed.
- Unprofessionally installed or whose framework was tampered with without approval of the seller.
- Used for other than normal purposes, particularly for drying fabrics directly on the radiators without the use of the appropriate drying equipment and accessories, which causes damage to the surface coating.
- Damaged due to the use of detergents not suitable for the respective radiator surface treatment.
- Purchased at a discount due to defects about which the purchaser was notified.

Furthermore, the customer shall lose the right to warranty repairs in the event of any unauthorised changes in the warranty card, an incomplete warranty card or loss of the warranty card. The warranty shall not apply to wear beyond normal wear and tear. If no defect caused by the manufacturer is detected during the inspection, or if warranty conditions are not met, all costs associated with said inspection and/or repair shall be borne by the purchaser. All defective units sent by mail must be properly wrapped to prevent further damage during transportation. No such damage will be taken into account when assessing the claim.

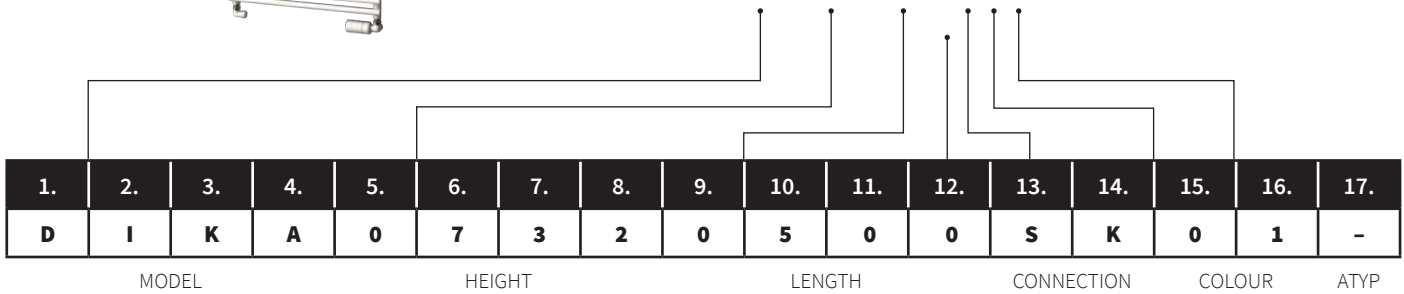
# MELODY Designer Radiator Ordering Process



**Order** → IKARIA, height 732 mm, 500 mm, standard connection SK, colour RAL 9016, no atypical design

**Code example:**

**DIKA07320500SK01-**



1.	2.	3.	4.	NAME ABBREVIATION
D	I	K	A	<b>IKA</b> (=IKARIA)
D				<b>QUA</b> (=QUADRAT)
D				<b>OCT</b> (=OCTAVA)
D				<b> OCD</b> (=OCTAVA DOUBLE)

HEIGHT (MM)	5.	6.	7.	8.
	0	7	3	2

LENGTH (MM)	9.	10.	11.	12.
	0	5	0	0

13.	TYPE OF HEATING UNIT
S	Standard connection to central heating system
Z	Electrical connection without regulator
M	Electrical connection with the Mini PW controller
P	Electrical connection with the Vision controller (Gateway is included)
E	Electrical connections for the Nexus system (Solo, Rio, Neo)*
A	Electrical connection with heating foil
D	Heating units for combined heating for the Nexus system (Rio, Neo)*

14.	CONNECTION
K	Standard version of pipe radiator connection 4xG1/2"
M	Middle connection with span 50 mm 2xG1/2"
U	Universal connection 4xG1/2"
D	Middle connection span 50 mm 2xG1/2" with cover
B	Side connection 2xG1/2"

\* necessary to order a regulator for the Nexus system on p. 108-109

15., 16.		CODE COLOUR									
CODE	RAL	CODE	RAL	CODE	RAL	CODE	RAL	CODE	RAL	CODE	RAL
01	9016	19	9005	27	S33	51	S40	69	S10	84	S20
04	9001	22	S28	28	S34	61	S02	72	S13	96	STICKER
06	6021	23	S29	29	S35	62	S03	88	S41	97	PRINT
07	5014	24	S30	48	S36	64	S05	80	CHROME	99	OTHER
08	3002	25	S31	49	S37	67	S08	81	inox		
14	9018	26	S32	50	S38	68	S09	83	S19	-	

17.	ATYP
N	Atypical unit - indicating an alternative unit design; see Modification options (e.g. non-standard colour, dimensional change, Variant Photo coating, perpendicular-to-wall mounting, etc.)
P	Standard unit with corrosion protection, in a colour as per the selected shade
R	Atypical unit with corrosion protection, in a colour as per the selected shade

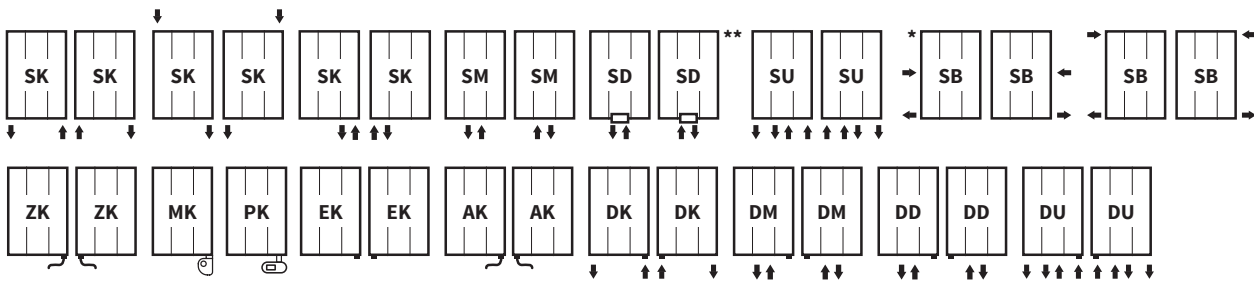
## Melody designer radiator abbreviations for coding purposes

Akros with hooks	DAKH	Coron	DCVS	Grenada	DGRE	Ori	DORI
Antika Cube	DANC	Coron Double Horizontal	DCHD	Grenada Radius	DGRR	Palmyra chrom	DPAL
Antika Double	DAND	E-Arte	DEAI	Grenada Chrom	DGRE	Quadrat Sky	DQUS
Arte	DATP	E-Cult	DECI	Grenada Radius Chrom	DGRR	Quadrat Sky Plus	DQSP
Atria	DLAV	Echo	DECC	Grenada Plus	DGRP	Quadrat Inox	DXQU
Aura	DDIN	Echo Inox	DXEC	Ikaria	DIKA	Quadrat Chrom	DQUA
Aura Chrom	DDIN	E-Saga	DCSI	Ikaria Radius	DIKR	Rytmo	DRTM
Avondo	DLNN	E-Stela	DESI	Ikaria Double	DIKD	Rytmo with hooks	DRTH
Calypso	DCAL	Falco	DCOC	Life	DLIF	Silla Inox	DXSI
Carme	DCAR	Finix	DTKR	Mapia Sky	DMAS	Silla Radius Inox	DXSR
Club Sky	DCLS	Flexi	DFLE	Mapia Sky Plus	DMSP	Space	DKOS
Collom	DCLM	Flexi with hooks	DFLH	Miro	DMIR	Variant	DVAR
Collom Double	DCLD	Fresh	DFRE	Nias	DNIA	Variant Photo	DVAR
Collom Double Horizontal	DCDH	Fresh Chrom	DFRE	Octava	DOST	Variant Cool	DVCL
Collom Mirror	DCMM	Gala	DGAL	Octava Double	DOCD	Variant Mirror	DVMR
Collom Uni	DCLK	Gradda Inox	DXGR	Ori Open	DORO		

Orders for one-sided into space fixing and other parameters as per product specifications; include a note in the order.

## Heating Output and Connection Configurations

The heating output of individual units varies in the way they are connected to the heating system - the bottom-down connection reduces the heating output by 0 ~ 10%, while the top-up connection should not be used at all. Additional aspects with an adverse effect on the heating output include installation of heating units on walls other than perimeter walls, failure to maintain the required radiator-to-wall clearance or the use of various covers or window sills. Chrome plating reduces the heating output by as much as 0 ~ 30%. Alternative connection configurations are available upon request.



\*Adjustable connection position \*\* For SD connection details see p. 83

### Available heating unit-connection combinations


<b>SK</b>	Standard connection	<b>EK</b>	Electrical connection for the Nexus system
<b>SM</b>	Middle connection	<b>AK</b>	Electrical radiator - with a heating foil
<b>SD</b>	Middle connection with cover	<b>DK</b>	Combi + standard connection
<b>SU</b>	Universal connection	<b>DM</b>	Combi + middle connection
<b>SB</b>	Side connection	<b>DD</b>	Combi + middle connection with cover
<b>ZK</b>	Dryer with basic heating rod Z	<b>DU</b>	Combi + universal connection
<b>MK</b>	Dryer with Mini PW regulator		
<b>PK</b>	Electrical connection with the Vision controller (Gateway is included)		

Note: to connect EK, DK, DM, DD and DU must be ordered separately regulator see page 108-109.


Note: the Mini PW and Vision controller is installed on the right

# Pastel shades for the bathroom


More and more people are choosing pastel colors for their bathrooms. Pastels have a calming effect, creating a feeling of peace, harmony and relaxation. The shades of pastel colors are mostly light and neutral, giving the bathroom a bright and fresh look. Pastel colors can be combined tone-on-tone or with darker shades for more striking effect. These types of bathrooms combine exceptionally well with wooden decor, ceramic or wicker accessories. If you are looking to redesign your bathroom in pastel tones, there is no need to rush into renovation right away; just add a few pastel features to the interior, such as a sink, towel, soap dispenser or bathroom radiator. Our selection includes 8 shades of pastel colors to choose from for your bathroom radiator.




colour series **RAL 3015 MAT**  
 shade light pink matt  
 finish matt  
 extra charge ✓  
 order code K2




colour series **RAL 7040 MAT**  
 shade window grey matt  
 finish matt  
 extra charge ✓  
 order code K3




colour series **RAL 4004 MAT**  
 shade claret violet matt  
 finish matt  
 extra charge ✓  
 order code K4




colour series **RAL 6027 MAT**  
 shade light green matt  
 finish matt  
 extra charge ✓  
 order code K5



colour series **RAL 5024 MAT**  
 shade pastel blue matt  
 finish matt  
 extra charge ✓  
 order code K6



colour series **RAL 6019 MAT**  
 shade pastel green matt  
 finish matt  
 extra charge ✓  
 order code K7



colour series **RAL 1019 MAT**  
 shade grey beige matt  
 finish matt  
 extra charge ✓  
 order code K8

114


## Colour surcharges



**30 %**  
 Colours from the ISAN  
 colour chart



**30 %**  
 Other K7 CLASSIC  
 chart colours  
 (1-10 pc)



**25 %**  
 Anti-corrosion finish




**Individual calculation**  
 Metallic and neon colours  
 over 10 pc

# Colour Reference Chart

	colour series <b>RAL 9016</b> shade snow/traffic white finish - extra charge - order code 01		colour series <b>S09</b> shade snow white finish texture extra charge ✓ order code 68		colour series <b>RAL 9001</b> shade ivory/cream finish - extra charge ✓ order code 04
	colour series <b>S31</b> shade champagne finish metallic extra charge ✓ order code 25		colour series <b>RAL 9018</b> shade papyrus white finish - extra charge ✓ order code 14		colour series <b>S08</b> shade ivory finish texture extra charge ✓ order code 67
	colour series <b>S27</b> shade khaki finish texture extra charge ✓ order code 21		colour series <b>S36</b> shade antique gold finish metallic extra charge ✓ order code 48		colour series <b>S32</b> shade pink coral finish texture extra charge ✓ order code 26
	colour series <b>RAL 3002</b> shade fiery red finish - extra charge ✓ order code 08		colour series <b>S34</b> shade ruby finish - extra charge ✓ order code 28		colour series <b>S13</b> shade sandstone finish texture extra charge ✓ order code 72
	colour series <b>S28</b> shade gold olive finish texture extra charge ✓ order code 22		colour series <b>RAL 6021</b> shade linden green finish - extra charge ✓ order code 06		colour series <b>S29</b> shade aquamarine finish metallic extra charge ✓ order code 23
	colour series <b>RAL 5014</b> shade pigeon blue finish - extra charge ✓ order code 07		colour series <b>S30</b> shade sapphire finish texture extra charge ✓ order code 24		colour series <b>S33</b> shade lava ash finish texture extra charge ✓ order code 27
	colour series <b>S03</b> shade copper finish metallic extra charge ✓ order code 62		colour series <b>S19</b> shade brass finish metallic extra charge ✓ order code 83		colour series <b>S38</b> shade dark grey finish texture extra charge ✓ order code 50
	colour series <b>S05</b> shade silver finish metallic extra charge ✓ order code 64		colour series <b>S37</b> shade light grey finish texture extra charge ✓ order code 49		colour series <b>S02</b> shade anthracite finish metallic extra charge ✓ order code 61
	colour series <b>S35</b> shade cinnamon finish texture extra charge ✓ order code 29		colour series <b>S10</b> shade slate finish texture extra charge ✓ order code 69		colour series <b>RAL 9005</b> shade black finish - extra charge ✓ order code 19
	colour series <b>S40</b> shade black velvet finish matt extra charge ✓ order code 51				

## Surface treatment

	colour series <b>chrome</b> order code 80		colour series <b>inox</b> order code 81
--	--	---	--

## Special treatment

	colour series <b>S41</b> shade white finish antibacterial* extra charge ✓ order code 88		colour series <b>S20</b> shade transparent paint finish transparent paint extra charge ✓ order code 84
---	---	---	--

\*A silver-ion antibacterial finish provides protection against a wide range of bacteria and mildew.  
The printed version of the colour chart is for reference only and does not correspond to the actual surface treatment shades.



# Alphabetical Product Listing and Bespoke Radiator Options

Page	Name	Standard height [mm]	Height range [mm]	Increment [mm]	Standard length [mm]	Length range [mm]	Increment [mm]	Surface finish	Anti-corrosion finish Primer	Combi version	Electro version	Standard connection (SK)	Middle connection (SM)	Side connection (SB)	Universal connection (SU)	One-sided into space fixing
42	AKROS WITH HOOKS	1500, 1800	600-2000	10	350, 470, 590	230-830	60	colour	✓	-	-	-	standard	✓	-	-
40	ANTIKA CUBE	1800	600-2000	10	295, 415, 595	295-745	30	colour	✓	-	-	-	standard	✓	-	-
40	ANTIKA DOUBLE	1800	600-2000	10	282, 462, 606	282-966	36	colour	✓	-	-	-	standard	✓	-	-
18	ARTE	1525, 1765	645-2005	80	456, 606	456-756	10	colour	✓	✓	✓	standard	✓	-	-	-
64	ATRIA	800, 1120, 1520	640-2000	80	550	420-1000	10	colour	-	✓	✓	standard	✓	-	-	-
74	AURA	1140, 1380, 1620, 1860	420-1860	120	300, 400, 500	300-600	100	colour	✓	✓	✓	standard	✓	-	-	✓
74	AURA CHROM	1140, 1380, 1620	420-1740	120	300, 400	300-600	100	chrome	-	✓	✓	standard	✓	-	-	✓
80	AVONDO	775, 1215, 1575, 1775	615-1975	40	500, 600	-	-	colour	✓	✓	✓	standard	✓	✓	-	✓
24	CARME	1143, 1543, 1703	-	-	605	-	-	colour	✓	✓	✓	standard	✓	-	-	-
46	CALYPSO	1246, 1510, 1774	-	-	500, 600	-	-	colour	✓	✓	✓	standard	-	-	-	-
66	CLUB SKY	1182, 1470, 1758	606-1998	48	600	400-1000	10	colour	-	✓	✓	standard	✓	-	-	-
26	COLLOM	1500, 1800	500-2000	10	298, 450, 602	298-982	76	colour	-	-	-	-	standard	✓	-	-
28	COLLOM DOUBLE	1800	500-2000	10	298, 450, 602	298-754	76	colour	-	-	-	-	standard	✓	-	-
34	COLLOM DOUBLE HORIZONTAL	602	298-754	76	1000, 1400, 1800	600-2000	10	colour	-	-	-	standard	-	-	-	-
32	COLLOM MIRROR	1800	500-2000	10	602	298-982	76	colour	-	-	-	-	standard	✓	-	-
30	COLLOM UNI	1800	-	-	298, 450, 602	-	-	colour	-	✓	✓	standard	-	-	-	-
44	CORON	1000, 1500, 1800	1000-1800	100	330	-	-	colour	✓	-	-	-	standard	-	-	-
44	CORON DOUBLE HORIZONTAL	330	-	-	1000, 1500, 1800	1000-1800	100	colour	✓	-	-	-	standard	-	-	-
94	E-ARTE	1765	-	-	456, 606	-	-	colour	✓	-	standard	-	-	-	-	-
92	E-CULT	1765	-	-	606	-	-	colour	✓	-	standard	-	-	-	-	-
56	ECHO	955, 1215, 1735	695-1735	260	500	500, 600	-	colour	-	✓	✓	standard	-	-	-	-
56	ECHO INOX	1000, 1220, 1660	780-1880	220	500	400-600	50	brushed stainless steel	-	✓	✓	standard	-	-	-	-
96	E-SAGA	1765	-	-	456, 606	-	-	colour	✓	-	standard	-	-	-	-	-
96	E-STELA	1765	-	-	456, 606	-	-	colour	✓	-	standard	-	-	-	-	-
58	FALCO	970, 1290, 1770	410-1850	80	500, 600	-	-	colour	-	✓	✓	standard	-	-	-	-
14	FINIX	1500	-	-	750	-	-	colour	✓	✓	✓	-	-	✓	standard	-
50	FLEXI	955, 1135, 1555, 1735	-	-	600	-	-	colour	✓	✓	✓	standard	✓	-	-	-
50	FLEXI WITH HOOKS	955, 1135, 1555, 1735	-	-	600	-	-	colour	✓	✓	✓	standard	✓	-	-	-
48	FRESH	1140, 1500, 1860	420-1860	120	400, 500	300-600	100	colour	✓	✓	✓	standard	✓	-	-	-
48	FRESH CHROM	1140, 1500	420-1740	120	400, 500	300-600	100	chrome	-	✓	✓	standard	✓	-	-	-
38	GALA	1155, 1465, 1775	-	-	500, 600	-	-	colour	✓	✓	✓	-	-	-	standard	-
72	GRADDA INOX	1520, 1840	-	-	500	400-600	50	brushed stainless steel	-	✓	✓	standard	-	-	-	-

Page	Name	Standard height [mm]	Height range [mm]	Increment [mm]	Standard length [mm]	Length range [mm]	Increment [mm]	Surface finish	Anti-corrosion finish Primer	Combi version	Electro version	Standard connection (SK)	Middle connection (SM)	Side connection (SB)	Universal connection (SU)	One-sided into space fixing
86	GRENADA	695, 935, 1135, 1335, 1535, 1775	335-2175	40	450, 500, 600, 750	300-1000	10	colour	✓	✓	✓	standard	✓	✓	-	✓
84	GRENADA CHROM	695, 935, 1135, 1335, 1535, 1775	615-1775	40	450, 500, 600, 750	300-750	10	chrome	-	✓	✓	standard	✓	✓	-	✓
86	GRENADA RADIUS	695, 935, 1135, 1335, 1535, 1775	335-2175	40	450, 500, 600, 750	450-750	10	colour	✓	✓	✓	standard	✓	-	-	-
84	GRENADA RADIUS CHROM	695, 935, 1135, 1335, 1535, 1775	615-1775	40	450, 500, 600, 750	450-750	10	chrome	-	✓	✓	standard	✓	-	-	-
88	GRENADA PLUS	775, 1175	-	-	500, 600	450, 500, 600	-	colour	✓	-	standard	-	-	-	-	✓
78	IKARIA	732, 1212, 1772	332-1972	40	500, 600	400-1000	10	colour	✓	✓	✓	standard	✓	-	-	✓
78	IKARIA DOUBLE	732, 1212, 1772	332-1972	40	600	400-1000	10	colour	✓	✓	✓	standard	✓	-	-	✓
78	IKARIA RADIUS	732, 1212, 1772	332-1972	40	500, 600	-	-	colour	✓	✓	✓	standard	✓	-	-	-
16	LIFE	1215, 1575, 1775	775-2175	40	600	-	-	colour	✓	✓	✓	standard	✓	-	-	-
62	MAPIA SKY	725, 1180, 1765	465-1765	65	500, 600	300-1000	10	colour	✓	✓	✓	standard	-	✓	-	-
62	MAPIA SKY PLUS	1200, 1720	-	-	600	500, 600	-	colour	✓	✓	✓	-	-	✓	standard	-
54	MIRO	1236, 1500	708-1500	264	500, 600	-	-	colour	-	✓	✓	standard	-	-	-	-
12	NIAS	1806	-	-	377, 528	-	-	colour structure	-	-	-	-	standard	-	-	-
36	OCTAVA	1500, 1800	600-2000	10	318, 462, 606	318-990	48	colour	-	-	-	-	standard	✓	-	-
36	OCTAVA DOUBLE	1800	600-2000	10	318, 462, 606	318-606	48	colour	-	-	-	-	standard	✓	-	-
8	ORI	1490, 1790	-	-	490	-	-	colour structure	✓	-	-	-	standard	-	-	-
10	ORI OPEN	1490, 1790	-	-	490	-	-	colour structure	✓	-	-	-	standard	-	-	-
82	PALMYRA CHROM	1135, 1535, 1735	335-1775	40	600	300-750	10	chrome	-	✓	✓	standard	✓	✓	-	✓
68	QUADRAT SKY	1255, 1505, 1755	305-1955	50	500, 600	300-1000	10	colour	✓	✓	✓	standard	✓	✓	-	-
70	QUADRAT CHROM	1255, 1505, 1756	305-1755	50	500, 600	300-600	10	chrome	-	✓	✓	standard	✓	✓	-	-
70	QUADRAT INOX	805, 1255, 1505, 1755	605-1755	50	600	300-750	10	brushed stainless steel	-	✓	✓	standard	✓	✓	-	-
68	QUADRAT SKY PLUS	1245, 1745	-	-	600	500, 600	-	colour	✓	✓	✓	-	-	✓	standard	-
52	RYTMO	775, 1215, 1575, 1775	-	-	600	-	-	colour	✓	✓	✓	standard	✓	-	-	-
52	RYTMO WITH HOOKS	775, 1215, 1575, 1775	-	-	600	-	-	colour	✓	✓	✓	standard	✓	-	-	-
76	SILLA INOX	820, 1180, 1495, 1765	640-1765	45	600	300-750	10	brushed stainless steel	-	✓	✓	standard	✓	-	-	-
76	SILLA RADIUS INOX	820, 1180, 1765	640-1765	45	600	500, 600	-	brushed stainless steel	-	✓	✓	standard	✓	-	-	-
60	SPACE	820, 1275, 1795	-	-	515	-	-	colour	✓	✓	✓	standard	-	-	-	✓
22	VARIANT	1206, 1806	506-2006	50	456, 608	304-988	76	colour	-	-	-	-	standard	-	-	-
20	VARIANT COOL	1806	-	-	608	-	-	glass	-	-	-	-	standard	-	-	-
20	VARIANT MIRROR	1806	506-2006	50	456, 608	304-988	76	mirror	-	-	-	-	standard	-	-	-
22	VARIANT PHOTO	1206, 1806	506-2006	50	456, 608	304-988	76	motif coating	-	-	-	-	standard	-	-	-

# Custom-Made Radiator

Copy for repeated use.  
Thank you.

ORDER NUMBER

## CUSTOMER

Company \_\_\_\_\_

Tel./fax \_\_\_\_\_

Contact person \_\_\_\_\_

E-mail \_\_\_\_\_

## PRODUCT


Type of radiator \_\_\_\_\_

Colour (RAL) \_\_\_\_\_

Please fill out all required information; any subsequent complaint will be disregarded

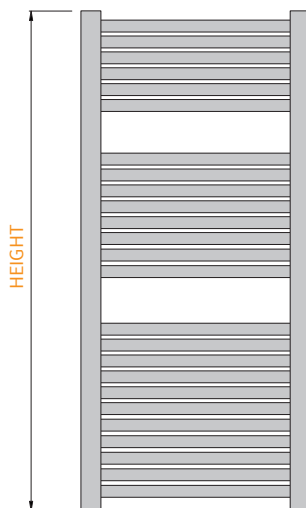
### LENGTH CHANGE

Length \_\_\_\_\_ mm



### HEIGHT CHANGE

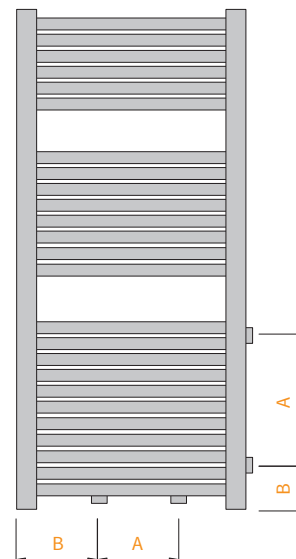
Height \_\_\_\_\_ mm



### CONNECTION OPTIONS

Spacing A \_\_\_\_\_ mm

Spacing B \_\_\_\_\_ mm



- Left side       Right side  
 Bottom

For more products visit [www.isan.cz](http://www.isan.cz)





# Atol



## multi-column radiators

*Stylish vintage design...*


ATOL column heating units make an ideal replacement for "old-fashioned" cast-iron radiators. The smooth surface and round sections are guaranteed to meet the high requirements for easy maintenance, effortless cleaning and safety. In addition to classic models, we also offer the frequently sought-after vertical design. Models topped with a solid wooden board or curved design units to match the wall curvature provide practical solutions.



△ Atol C2  
Black RAL9005



△ Atol C5



△ Atol Horizontal C2



△ Atol bench L4 Oak solid wood





# Spiral

## finned tube radiators



### *Industrial style...*

Additional retro-design models include the SPIRAL finned-tube radiators, which find their application in new housing and business developments, hotels, restaurants, utility facilities or agricultural buildings. In addition to their classical design, their distinct advantages include long service life, high heat output and type/size variability.




△ Spiral electric RAO 2  
Black velvet S40

121



△ Spiral RAT2 self-standing



△ Spiral RAO3 floor-mounted

# Ecolite




## lamellar heat-exchanger convector heaters

A convector heater for which safety and hygiene are the priority. The unit comes in two basic types - Ecolite Cube (square) and Ecolite Round (rounded). The round model was specifically designed for use in public facilities such as kindergartens and healthcare facilities.



△ Wall-mounted convector heaters Ecolite

122



△ TZK Self-standing convector heaters



△ LSK Wall-mounted convector heaters



△ LBK Convector Bench

# Exact

## radiant convectors



Manufactured from robust steel sections, radiant convector heaters rank among traditional and time-proven heating units that meet high heat output requirements. Radiant heat is the primary heat source. Lamella-fitted radiators are horizontal or vertical heating screens available in wall or floor mounting options. They are the product of choice especially in areas where strict health requirements are a concern.



123

△ Radiant convector EXACT  
Snow/traffic white RAL 9016



△ radiant convector Exact



△ lamella-fitted radiator Exact




# Termo

## trench heaters



The product portfolio includes fan-operated or natural-convection heaters and trench heaters for heating systems with forced circulation or natural convection in addition to units designed for operation in wet environments.



△ Trench heater TERMO



△ Termo FRT



△ Termo FRC



# Sofito

NEW PRODUCT



## effective heating and cooling

SOFITO ceiling panels provide pleasant environment and thermal comfort. Radiant interior heating and cooling is natural, using a large surface area to yield a greater cooling and heating capacity. Aluminum sections have excellent thermal conductivity to ensure a quick reaction time in contrast to standard ceiling cooling. Condensation-free heating and cooling has to contend with smaller temperature differences with respect to the surrounding areas, making it ideal for the application of heat pumps and renewable energy sources. The installation itself is easy, quick and dust-free. The suspension system allows for installation even in finished interiors. It is equally suited for new and renovated spaces. The gently undulating surface and free suspension of the panels can also improve the room's acoustics.







**Online  
configurator  
Melody**



**ISAN Radiátory s.r.o**

Poříčí 26  
678 01 Blansko  
Česká republika

**CZ**

+420 516 489 138  
obchod@isan.cz  
www.isan.cz

**SK**

+420 516 489 186  
obchod@isan.sk  
www.isan.cz

**Export**

+420 516 489 190  
sales@isan.cz  
www.isan.cz