




HERSTELLER  
MANUFACTURER  
SIA "SEMKO"

**Handtuchtrockner**  
aus Edelstahl und Kupfer

für den Anschluss an Warmwasser und für den elektrischen Betrieb



**Towel warmers**  
made from stainless steel or copper  
water and electric

**Bauskas iela 20, Riga**



Das Unternehmen SIA Semko begann seine Tätigkeit im Jahr 1995 und produziert beheizte Handtuchhalter Rosela und deren Zubehör. Für die Herstellung der Produkte werden hauptsächlich rostfreier Stahl (AISI304, AISI316) und Kupfer verwendet.

Bei der Herstellung werden nur hochwertige Materialien verwendet. Alle Produkte sind garantiert für den Betrieb in Warmwasseranlagen geeignet und funktionieren auch in Heizungsanlagen einwandfrei.

Es ist möglich, die Produkte in verschiedenen Formen und Größen, in verschiedenen Farben, gemäß der RAL-Farbkarte zu bestellen, die beheizten Handtuchhalter aus Edelstahl können entweder matt oder glänzend, elektrisch oder einfach sein.

Heute verfügen wir über moderne MAZAK-Hochgeschwindigkeits-CNC-Dreh- und Fräszentren sowie über eine Reihe weiterer notwendiger CNC-Maschinen, die es uns ermöglichen, nicht nur unser eigenes Produktionsprogramm, sondern auch Serienaufträge anderer Firmen zu erfüllen.

Die beheizten Handtuchhalter Rosela sind als Elektro-, Wasser- und Kombiversion erhältlich.

Wir bieten unseren Kunden hervorragende Zusammenarbeitsbedingungen. Individuelle Herangehensweise an jeden Kunden.

Weitere Informationen finden Sie auf unserer Website: [www.rosela.lv](http://www.rosela.lv)



SIA Semko was founded in 1995 and has been producing heated towel rails Rosela and components for them. The main material used to manufacture the products is stainless steel (AISI304, AISI316) and copper.

Only high-quality materials are used in production. All products are guaranteed to withstand operation in hot water systems and are also perfect for heating systems.

There is a possibility to order the products in different shapes and sizes, in different colors, according to the RAL color chart, the stainless-steel heated towel rails can be both matte and shiny, as well as electric and standard.

Currently, we have modern MAZAK high-speed CNC turning and milling centers as well as several other necessary CNC machines at our disposal, which allows us to fulfill not only our production program but also mass orders from other companies.

Rosela heated towel rails are available in electric, water, and combination versions.

We offer our customers excellent conditions of cooperation. An individual approach to each customer.

You can find more information on our website: [www.rosela.lv](http://www.rosela.lv)



**Handtuchtrockner / *Towel warmers***

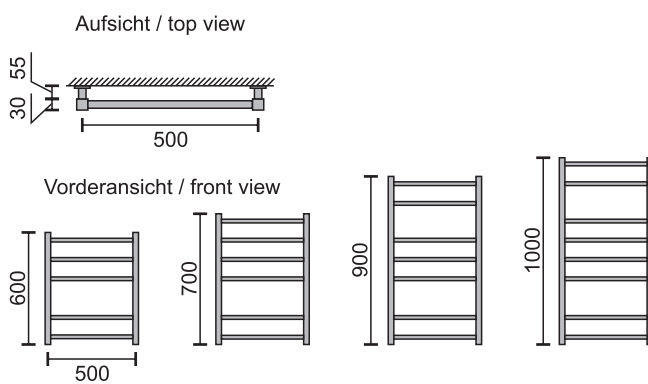
**Handtuchtrockner aus poliertem rostfreiem Stahl**  
*Heated towel warmers from stainless steel*

**“RONDO”**



Abstand zwischen den Zentren 500mm,  
 Rohrdurchmesser 30x30x2 und 20x1,5/2 mm  
 Innengewinde 1/2"

*center-to-center distance 500mm,  
 diameter of pipe 30x30x2 and 20x1,5/2 mm  
 internal thread 1/2"*



Größe size (mm)	Heizleistung output (W)	Gewicht weight (kg)
500x600	340	5.73
500x700	410	7.08
500x900	520	8.04
500x1000	590	8.92

*Auf Foto / on photo: 500x700mm*

## “VIKTORIJA”

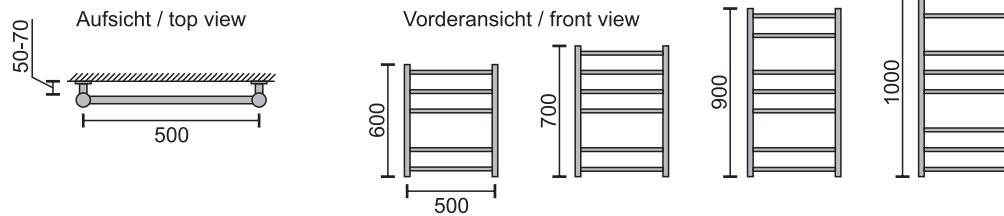
Ohne Regal / Without shelf



Abstand zwischen den Zentren 500mm,  
Rohrdurchmesser 32mm  
Innengewinde 1/2"

Größe size (mm)	Heizleistung output (W)	Gewicht weight (kg)
500x600	215	4.78
500x700	265	5.90
500x900	315	6.70
500x1000	340	7.44

center-to-center distance 500mm,  
diameter of pipe 32mm  
internal thread 1/2"



Auf Foto / on photo: 500x600mm

## “VIKTORIJA +”

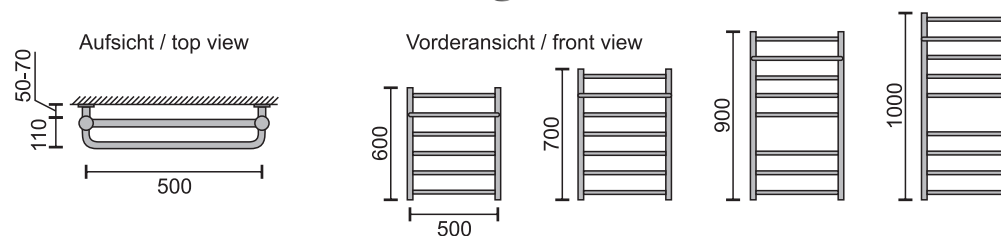
Mit Regal / With shelf



Abstand zwischen den Zentren 500mm,  
Rohrdurchmesser 32mm  
Innengewinde 1/2"

Größe size (mm)	Heizleistung output (W)	Gewicht weight (kg)
500x600	310	4.22
500x700	360	6.22
500x900	460	7.26
500x1000	520	7.30

center-to-center distance 500mm,  
diameter of pipe 32mm  
internal thread 1/2"



Auf Foto / on photo: 500x1000mm



## “VIKTORIJA”

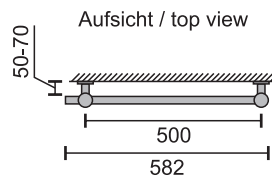
Ohne Regal / Without shelf



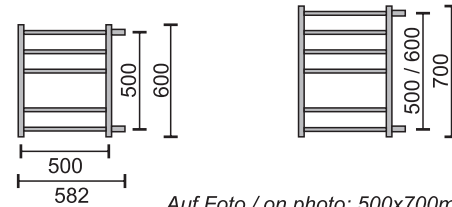
Anschluss von der Seite  
Abstand 500mm, 600mm  
Rohrdurchmesser 32mm  
Außengewinde 1"

Größe size (mm)	Heizleistung output (W)	Gewicht weight (kg)
500x600x500	215	4.91
500x700x600	265	5.19

side connection  
distance 500mm, 600mm  
diameter of pipe 32mm  
external thread 1"



Vorderansicht / front view



Auf Foto / on photo: 500x700mm

## “VIKTORIJA L”

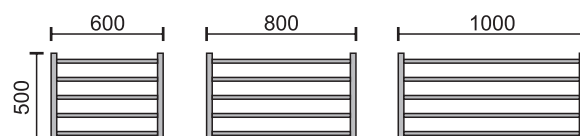


Abstand zwischen den Zentren  
600mm, 800mm, 1000mm  
Rohrdurchmesser 32mm  
Innengewinde 1/2"

Größe size (mm)	Heizleistung output (W)	Gewicht weight (kg)
600x500	180	3.50
800x500	220	4.20
1000x500	260	4.80

center-to-center distance  
600mm, 800mm, 1000mm  
diameter of pipe 32mm  
internal thread 1/2"

Vorderansicht / front view



Auf Foto / on photo: 500x1000mm

## “SONÄTE”

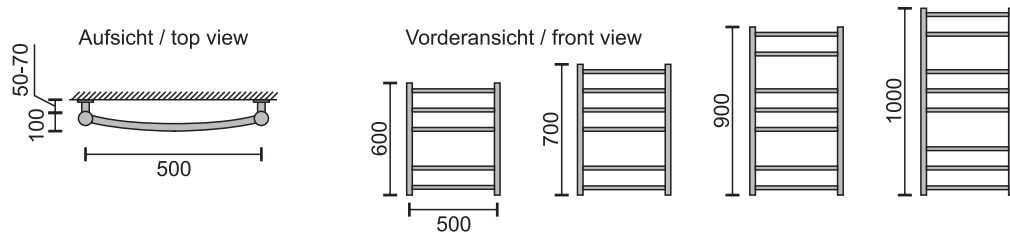
Ohne Regal / Without shelf



Abstand zwischen den Zentren 500mm,  
Rohrdurchmesser 32mm  
Innengewinde 1/2"

Größe size (mm)	Heizleistung output (W)	Gewicht weight (kg)
500x600	215	4.78
500x700	265	5.06
500x900	315	6.74
500x1000	340	7.90

center-to-center distance 500mm,  
diameter of pipe 32mm  
internal thread 1/2"



Auf Foto / on photo: 500x600mm

## “SONÄTE +”

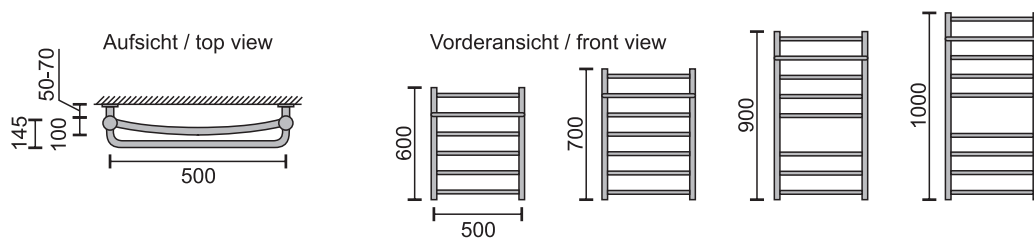
Mit Regal / With shelf



Abstand zwischen den Zentren 500mm,  
Rohrdurchmesser 32mm  
Innengewinde 1/2"

Größe size (mm)	Heizleistung output (W)	Gewicht weight (kg)
500x600	310	5.60
500x700	360	5.62
500x900	460	7.28
500x1000	520	8.04

center-to-center distance 500mm,  
diameter of pipe 32mm  
internal thread 1/2"



Auf Foto / on photo: 500x700mm



### “SONÄTE 2+”

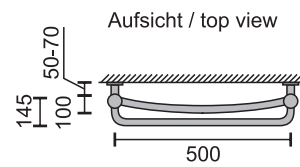
Mit zwei Regalen / With 2 shelves



Abstand zwischen den Zentren 500mm,  
Rohrdurchmesser 32mm  
Innengewinde 1/2”

Größe size (mm)	Heizleistung output (W)	Gewicht weight (kg)
500x900	460	6.10

*center-to-center distance 500mm,  
diameter of pipe 32mm  
internal thread 1/2”*



### “SONÄTE 3+”

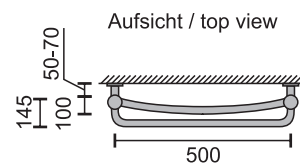
Mit drei Regalen / With 3 shelves



Abstand zwischen den Zentren 500mm,  
Rohrdurchmesser 32mm  
Innengewinde 1/2”

Größe size (mm)	Heizleistung output (W)	Gewicht weight (kg)
500x900	490	6.80

*center-to-center distance 500mm,  
diameter of pipe 32mm  
internal thread 1/2”*





## “SONÄTE”

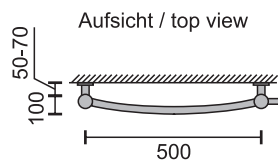
Ohne Regal / Without shelf



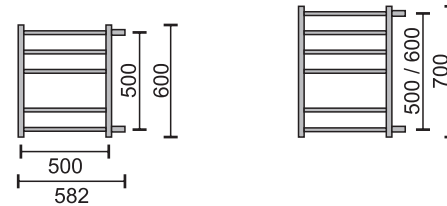
Anschluss von der Seite  
Abstand 500mm, 600mm  
Rohrdurchmesser 32mm  
Außengewinde 1"

Größe size (mm)	Heizleistung output (W)	Gewicht weight (kg)
500x600x500	215	4.91
500x700x600	265	5.19

side connection  
distance 500mm, 600mm  
diameter of pipe 32mm  
external thread 1"




Vorderansicht / front view



Auf Foto / on photo: 500x600mm

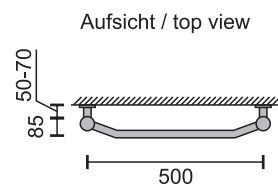
## “E”



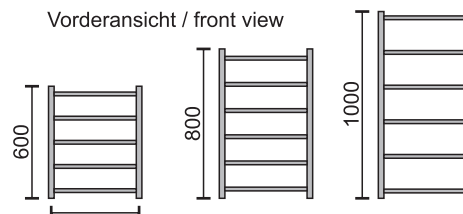
Abstand zwischen den Zentren 500mm,  
Rohrdurchmesser 32mm  
Innengewinde 1/2"

Größe size (mm)	Heizleistung output (W)	Gewicht weight (kg)
500x600	250	5.08
500x800	400	6.20
500x1000	490	8.30

center-to-center distance 500mm,  
diameter of pipe 32mm  
internal thread 1/2"



Vorderansicht / front view



Auf Foto / on photo: 500x600mm

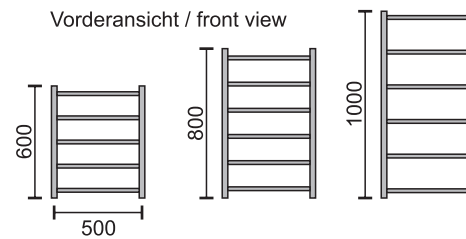
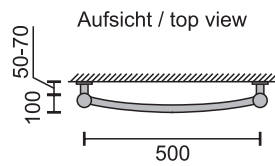
**“R”**



Abstand zwischen den Zentren 500mm,  
Rohrdurchmesser 32mm  
Innengewinde 1/2"

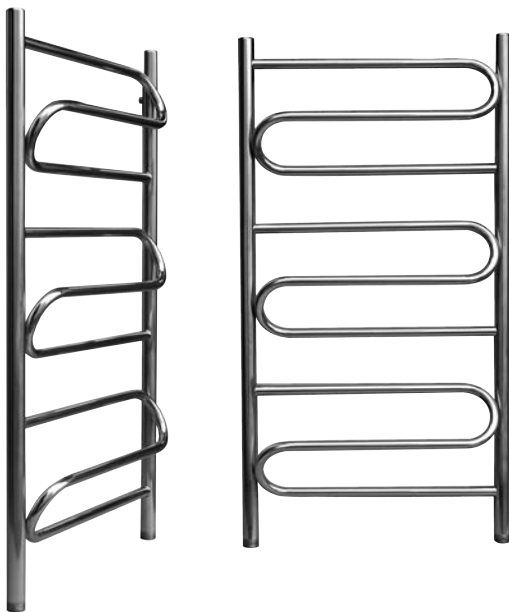
Größe size (mm)	Heizleistung output (W)	Gewicht weight (kg)
500x600	250	4.78
500x800	400	5.90
500x1000	590	7.90

center-to-center distance 500mm,  
diameter of pipe 32mm  
internal thread 1/2"



Auf Foto / on photo: 500x800mm

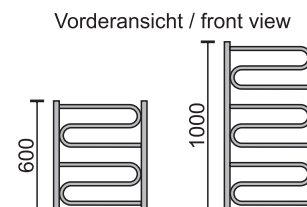
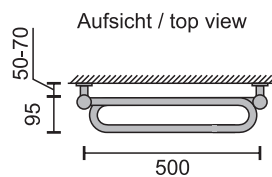
**“W”**



Abstand zwischen den Zentren 500mm,  
Rohrdurchmesser 32mm  
Außengewinde 1"

Größe size (mm)	Heizleistung output (W)	Gewicht weight (kg)
500x600	280	4.97
500x1000	490	8.22

center-to-center distance 500mm,  
diameter of pipe 32mm  
external thread 1"



Auf Foto / on photo: 500x1000mm

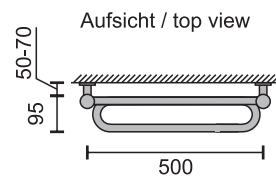
## “TANGO”



Abstand zwischen den Zentren 500mm,  
Rohrdurchmesser 32mm  
Innengewinde 1/2"

Größe size (mm)	Heizleistung output (W)	Gewicht weight (kg)
500x1000	560	8.50

*center-to-center distance 500mm,  
diameter of pipe 32mm  
internal thread 1/2"*



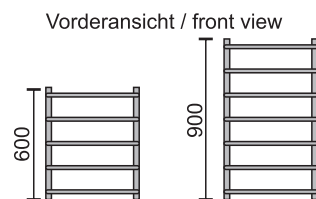
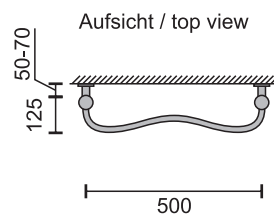
## “KAIJA”



Abstand zwischen den Zentren 500mm,  
Rohrdurchmesser 32mm  
Innengewinde 1/2"


Größe size (mm)	Heizleistung output (W)	Gewicht weight (kg)
500x600	290	5.72
500x900	470	7.20

*center-to-center distance 500mm,  
diameter of pipe 32mm  
internal thread 1/2"*



*Auf Foto / on photo: 500x600mm*

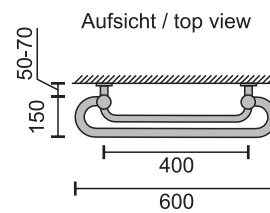
## “TRIO”




Abstand zwischen den Zentren 400 mm,  
Rohrdurchmesser 32mm  
Innengewinde 1/2"

Größe size (mm)	Heizleistung output (W)	Gewicht weight (kg)
400x700x600	240	6.60

*center-to-center distance 400 mm,  
diameter of pipe 32mm  
internal thread 1/2"*



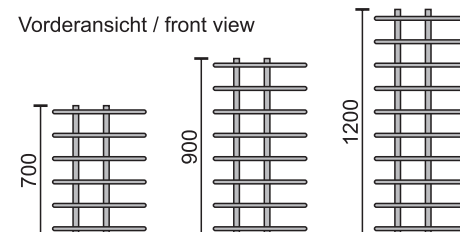
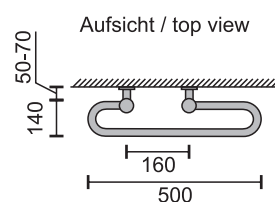
## “ALLEGRO”



Abstand zwischen den Zentren 160mm,  
Rohrdurchmesser 32mm  
Innengewinde 1/2"


Größe size (mm)	Heizleistung output (W)	Gewicht weight (kg)
160x700x500	380	8.45
160x900x500	540	11.09
160x1200x500	680	13.53

*center-to-center distance 160mm,  
diameter of pipe 32mm  
internal thread 1/2"*



*Auf Foto / on photo: 160x900x500mm*

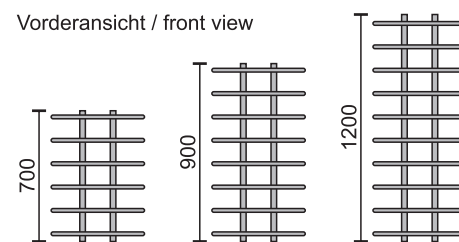
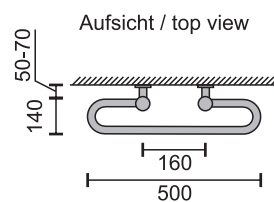
**“GAMMA”**  
Poliert / Polished



Abstand zwischen den Zentren 160mm,  
Rohrdurchmesser 32mm  
Innengewinde 1/2"


Größe size (mm)	Heizleistung output (W)	Gewicht weight (kg)
160x700x500	340	9.02
160x900x500	420	11.09
160x1200x500	480	13.53

center-to-center distance 160mm,  
diameter of pipe 32mm  
internal thread 1/2"



Auf Foto / on photo: 160x700x500xmm

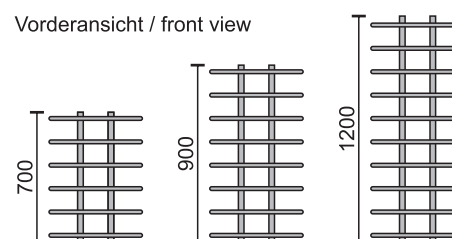
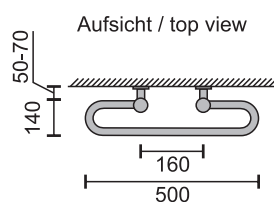
**“GAMMA”**  
Matt / Matted



Abstand zwischen den Zentren 160mm,  
Rohrdurchmesser 32mm  
Innengewinde 1/2"


Größe size (mm)	Heizleistung output (W)	Gewicht weight (kg)
160x700x500	340	9.02
160x900x500	420	11.09
160x1200x500	480	13.53

center-to-center distance 160mm,  
diameter of pipe 32mm  
internal thread 1/2"



Auf Foto / on photo: 160x700x500mm

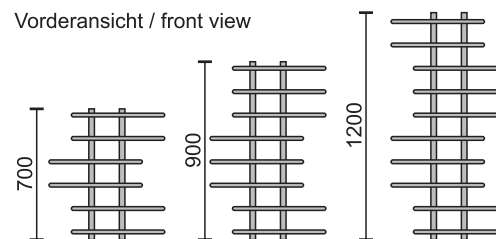
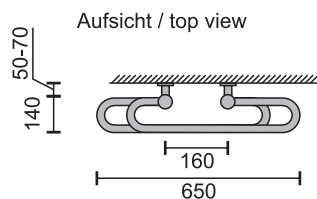
**“AKKORD”**  
Poliert / Polished



Abstand zwischen den Zentren 160mm,  
Rohrdurchmesser 32mm  
Innengewinde 1/2"


Größe size (mm)	Heizleistung output (W)	Gewicht weight (kg)
160x700x650	340	8.82
160x900x650	420	11.31
160x1200x650	540	14.27

*center-to-center distance 160mm,  
diameter of pipe 32mm  
internal thread 1/2"*



*Auf Foto / on photo: 160x1200x650mm*

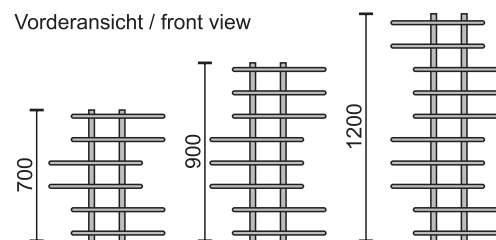
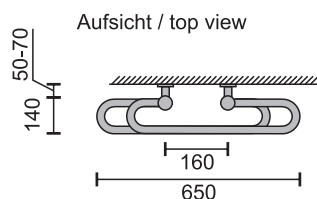
**“AKKORD”**  
Matt / Matted



Abstand zwischen den Zentren 160mm,  
Rohrdurchmesser 32mm  
Innengewinde 1/2"


Größe size (mm)	Heizleistung output (W)	Gewicht weight (kg)
160x700x650	340	8.82
160x900x650	420	11.31
160x1200x650	540	14.27

*center-to-center distance 160mm,  
diameter of pipe 32mm  
internal thread 1/2"*



*Auf Foto / on photo: 160x1200x650mm*

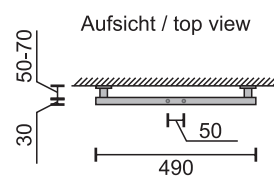
## “ESTANTE”




Abstand zwischen den Zentren 50mm,  
Rohrdurchmesser 30x30mm

Größe size (mm)	Heizleistung output (W)	Gewicht weight (kg)
50x800x490	380	6.80

Center-to-center distance 50mm,  
diameter of pipe 30x30mm



## “ELINA”



Abstand zwischen den Zentren 50mm,  
Rohrdurchmesser 20mm

Größe size (mm)	Heizleistung output (W)	Gewicht weight (kg)
50x730x510	170	2.50

Center-to-center distance 50mm,  
diameter of pipe 20mm

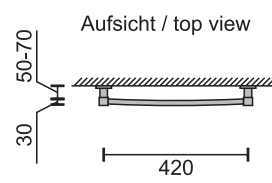
## “MARLIN”



Abstand zwischen den Zentren 420mm,  
Rohrdurchmesser 30x30mm

Größe size (mm)	Heizleistung output (W)	Gewicht weight (kg)
420x1000	345	9.00

Center-to-center distance 420mm,  
diameter of pipe 30x30mm



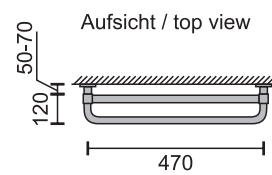
## “NORA”



Abstand zwischen den Zentren 470mm,  
Rohrdurchmesser 30x30mm

Größe size (mm)	Heizleistung output (W)	Gewicht weight (kg)
470x780	260	6.88

Center-to-center distance 470mm,  
Diameter of pipe 30x30mm





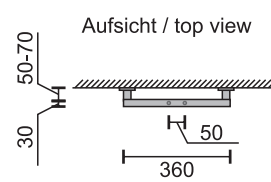
## “AGNUS”



Abstand zwischen den Zentren 50mm,  
Rohrdurchmesser 30x30mm

Größe size (mm)	Heizleistung output (W)	Gewicht weight (kg)
50x360x1140	300	9.00

Center-to-center distance 50mm,  
diameter of pipe 30x30mm



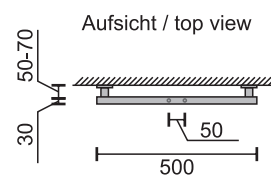
## “ZIG ZAG ”



Abstand zwischen den Zentren 50mm,  
Rohrdurchmesser 30x30mm

Größe size (mm)	Heizleistung output (W)	Gewicht weight (kg)
50x500x835	330	8.70

Center-to-center distance 50mm,  
diameter of pipe 30x30mm



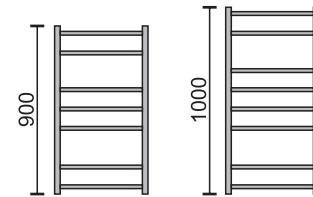
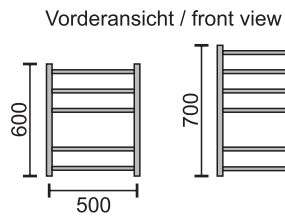
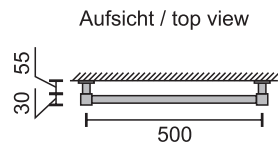
## “KANTATA”



Abstand zwischen den Zentren 500mm,  
Rohrdurchmesser 30x30x2 mm  
Innengewinde 1/2"


Größe size (mm)	Heizleistung output (W)	Gewicht weight (kg)
500x600	340	6.21
500x700	410	7.67
500x900	520	8.71
500x1000	590	9.67

center-to-center distance 500mm,  
diameter of pipe 30x30x2 mm  
internal thread 1/2"



Auf Foto / on photo: 500x700mm

## VERPACKUNG / PACKAGING



# Elektrische Handtuchtrockner aus rostfreiem Stahl

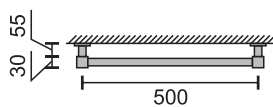
## Electric heated towel warmers made from stainless steel

“KANTATA”

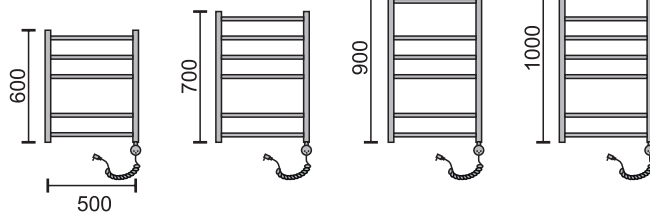


Abstand zwischen den Zentren 500mm,  
Rohrdurchmesser 30x30x2mm

Aufsicht / top view



Vorderansicht / front view



center-to-center distance 500mm,  
diameter of pipe 30x30x2mm

Größe size (mm)	Leistung capacity (W)	Heizleistung output (W)	Gewicht weight (kg)
500x600	200	340	6.26
500x700	200	410	7.61
500x900	300	520	8.56
500x1000	300	590	9.44

Auf Foto / on photo: 500x700mm

## “VIKTORIJA”

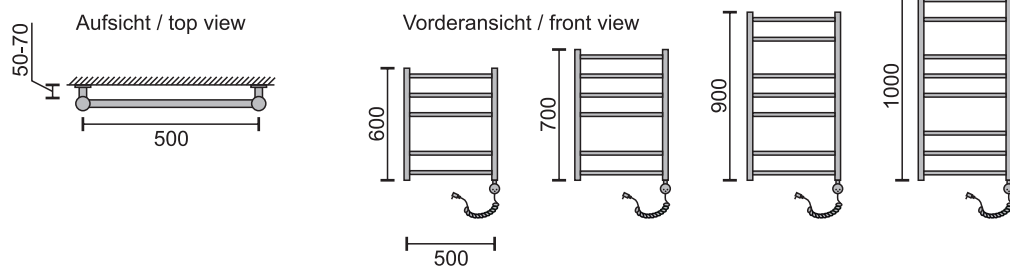
Ohne Regal / Without shelf



Abstand zwischen den Zentren 500mm,  
Rohrdurchmesser 32mm

Größe size (mm)	Leistung capacity (W)	Heizleistung output (W)	Gewicht weight (kg)
500x600	200	215	5.22
500x700	200	265	6.34
500x900	300	315	7.13
500x1000	300	340	7.87

center-to-center distance 500mm,  
diameter of pipe 32mm



Auf Foto / on photo: 500x600mm

## “VIKTORIJA +”

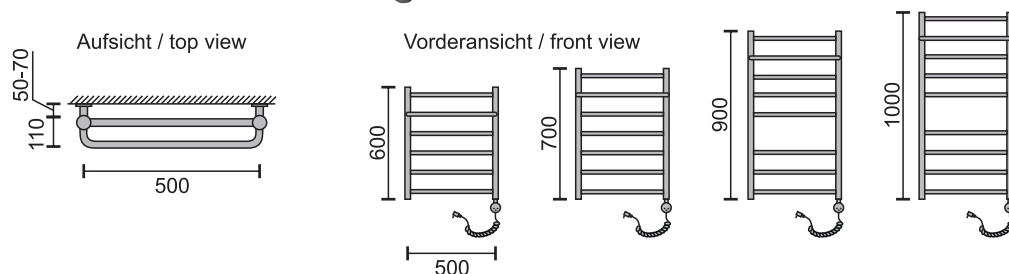
Mit Regal / With shelf



Abstand zwischen den Zentren 500mm,  
Rohrdurchmesser 32mm

Größe size (mm)	Leistung capacity (W)	Heizleistung output (W)	Gewicht weight (kg)
500x600	200	310	4.64
500x700	200	360	6.64
500x900	300	460	7.69
500x1000	300	520	7.73

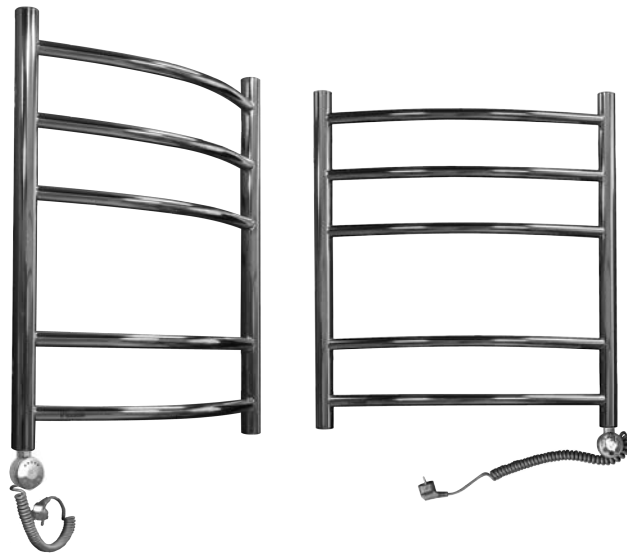
center-to-center distance 500mm,  
diameter of pipe 32mm



Auf Foto / on photo: 500x1000mm

## “SONÄTE”

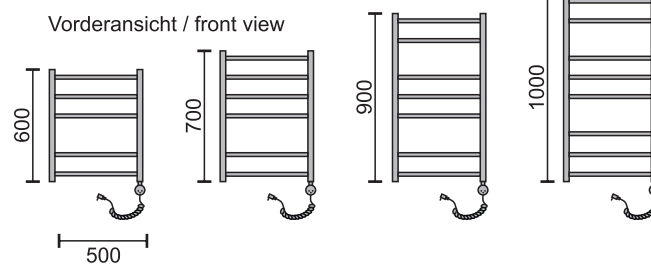
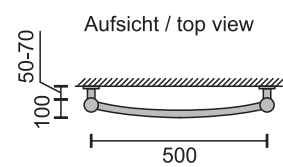
Ohne Regal / Without shelf



Abstand zwischen den Zentren 500mm,  
Rohrdurchmesser 32mm

Größe size (mm)	Leistung capacity (W)	Heizleistung output (W)	Gewicht weight (kg)
500x600	200	215	5.20
500x700	200	265	5.48
500x900	300	315	7.17
500x1000	300	340	8.33

center-to-center distance 500mm,  
diameter of pipe 32mm



Auf Foto / on photo: 500x600mm

## “SONÄTE +”

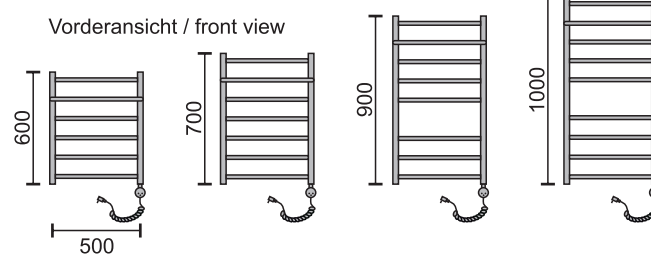
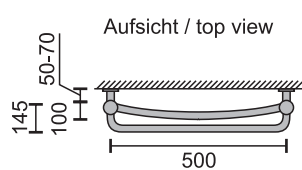
Mit Regal / With shelf



Abstand zwischen den Zentren 500mm,  
Rohrdurchmesser 32mm

Größe size (mm)	Leistung capacity (W)	Heizleistung output (W)	Gewicht weight (kg)
500x600	200	310	6.02
500x700	200	360	6.04
500x900	300	460	7.71
500x1000	300	520	8.47

center-to-center distance 500mm,  
diameter of pipe 32mm



Auf Foto / on photo: 500x700mm



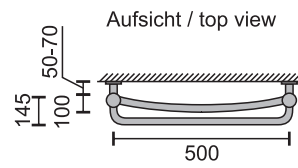
**“SONÄTE 2+”**  
Mit zwei Regalen / With 2 shelves



Abstand zwischen den Zentren 500mm,  
Rohrdurchmesser 32mm

Größe size (mm)	Leistung capacity (W)	Heizleistung output (W)	Gewicht weight (kg)
500x900	300	460	6.53

*center-to-center distance 500mm,  
diameter of pipe 32mm*



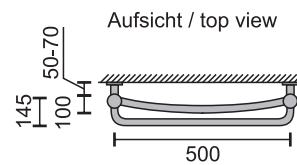
**“SONÄTE 3+”**  
Mit drei Regalen / With 3 shelves



Abstand zwischen den Zentren 500mm,  
Rohrdurchmesser 32mm

Größe size (mm)	Leistung capacity (W)	Heizleistung output (W)	Gewicht weight (kg)
500x900	300	490	7.23

*center-to-center distance 500mm,  
diameter of pipe 32mm*



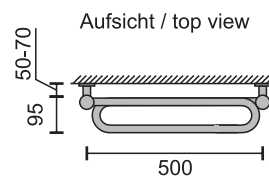
## “TANGO”




Abstand zwischen den Zentren 500mm,  
Rohrdurchmesser 32mm

Größe size (mm)	Leistung capacity (W)	Heizleistung output (W)	Gewicht weight (kg)
500x1000	300	560	8.93

*center-to-center distance 500mm,  
diameter of pipe 32mm*



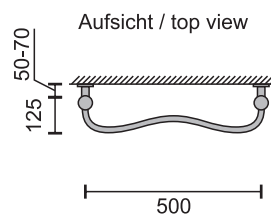
## “KAIJA”



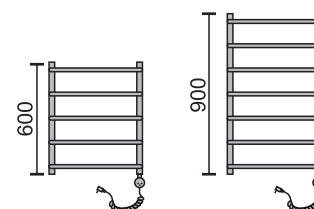
Abstand zwischen den Zentren 500mm,  
Rohrdurchmesser 32mm

Größe size (mm)	Leistung capacity (W)	Heizleistung output (W)	Gewicht weight (kg)
500x600	200	290	6.15
500x900	300	470	7.63

*center-to-center distance 500mm,  
diameter of pipe 32mm*



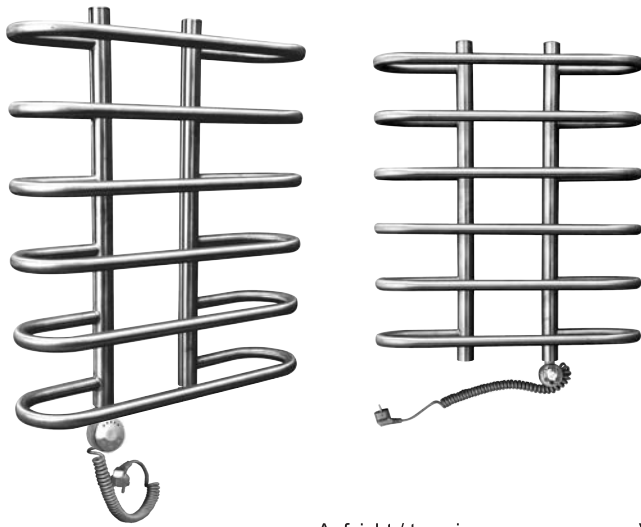
Vorderansicht / front view



*Auf Foto / on photo: 500x600mm*



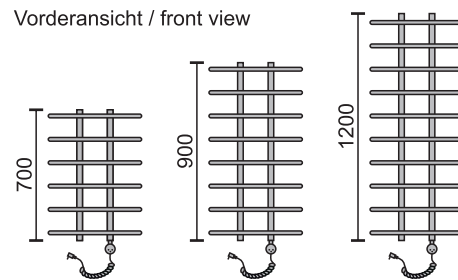
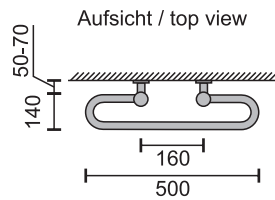
**“GAMMA”**  
Poliert / Polished



Abstand zwischen den Zentren 160mm,  
Rohrdurchmesser 32mm


Größe size (mm)	Leistung capacity (W)	Heizleistung output (W)	Gewicht weight (kg)
160x700x500	200	340	9.02
160x900x500	300	420	11.09
160x1200x500	300	480	13.53

center-to-center distance 160mm,  
diameter of pipe 32mm



Auf Foto / on photo: 160x700x500mm

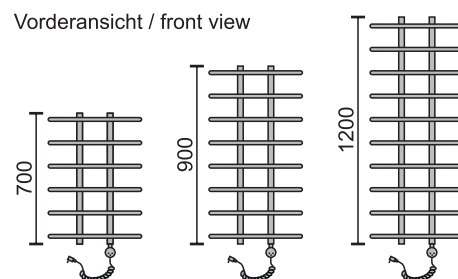
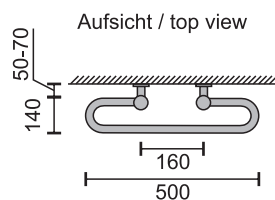
**“GAMMA”**  
Matt / Matted



Abstand zwischen den Zentren 160mm,  
Rohrdurchmesser 32mm

Größe size (mm)	Leistung capacity (W)	Heizleistung output (W)	Gewicht weight (kg)
160x700x500	200	340	9.02
160x900x500	300	420	11.09
160x1200x500	300	480	13.53

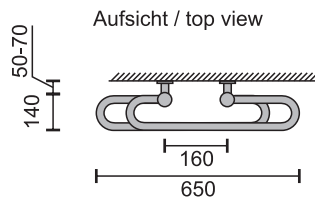

center-to-center distance 160mm,  
diameter of pipe 32mm



Auf Foto / on photo: 160x700x500mm



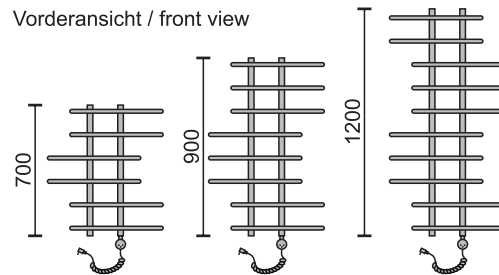
**“AKKORD”**  
Poliert / Polished



Abstand zwischen den Zentren 160mm,  
Rohrdurchmesser 32mm

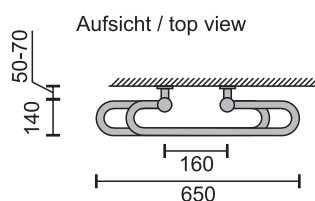
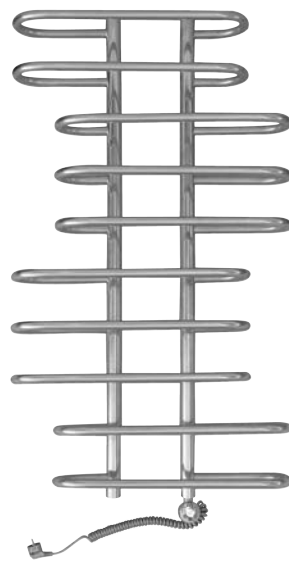
Größe size (mm)	Leistung capacity (W)	Heizleistung output (W)	Gewicht weight (kg)
160x700x650	200	340	8.82
160x900x650	300	420	11.31
160x1200x650	300	540	14.27

center-to-center distance 160mm,  
diameter of pipe 32mm



Auf Foto / on photo: 160x1200x650mm

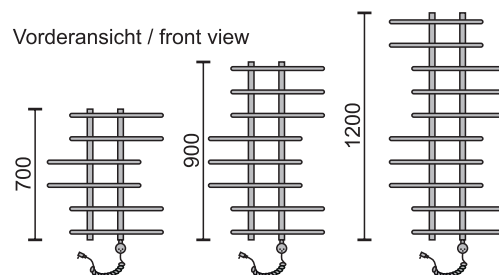
**“AKKORD”**  
Matt / Matted



Abstand zwischen den Zentren 160mm,  
Rohrdurchmesser 32mm

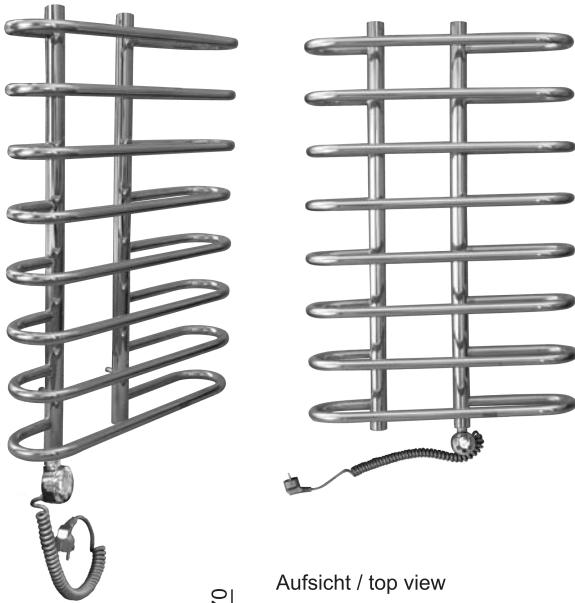
Größe size (mm)	Leistung capacity (W)	Heizleistung output (W)	Gewicht weight (kg)
160x700x650	200	340	8.82
160x900x650	300	420	11.31
160x1200x650	300	540	14.27

center-to-center distance 160mm,  
diameter of pipe 32mm



Auf Foto / on photo: 160x1200x650mm

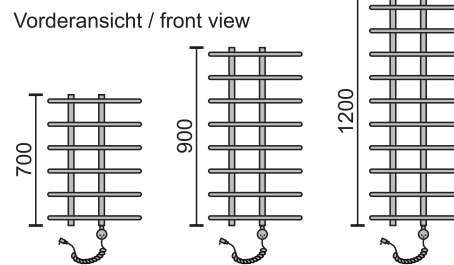
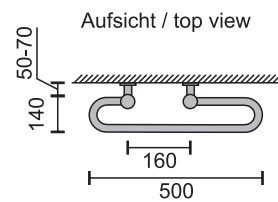
## “ALLEGRO”



Abstand zwischen den Zentren 160mm,  
Rohrdurchmesser 32mm

Größe size (mm)	Leistung capacity (W)	Heizleistung output (W)	Gewicht weight (kg)
160x700x500	200	380	8.88
160x900x500	300	540	11.09
160x1200x500	300	680	13.53

center-to-center distance 160mm,  
diameter of pipe 32mm



Auf Foto / on photo: 160x900x500mm

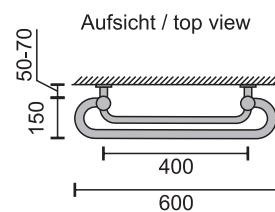
## “TRIO”



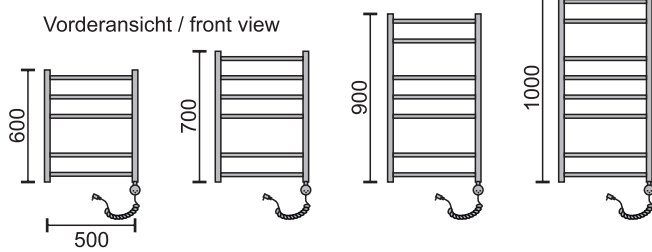
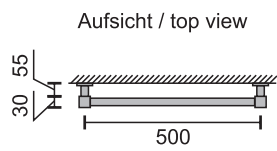
Abstand zwischen den Zentren 400 mm,  
Rohrdurchmesser 32mm

Größe size (mm)	Leistung capacity (W)	Heizleistung output (W)	Gewicht weight (kg)
400x700x600	200	240	6.60

center-to-center distance 400 mm,  
diameter of pipe 32mm



# “RONDO”



Abstand zwischen den Zentren 500mm,  
Rohrdurchmesser 30x30x2 und 20x1,5/2 mm

Größe size (mm)	Leistung capacity (W)	Heizleistung output (W)	Gewicht weight (kg)
500x600	200	340	5.74
500x700	200	410	6.97
500x900	300	520	7.84
500x1000	300	590	8.66

center-to-center distance 500mm,  
diameter of pipe 30x30x2 and 20x1,5/2 mm

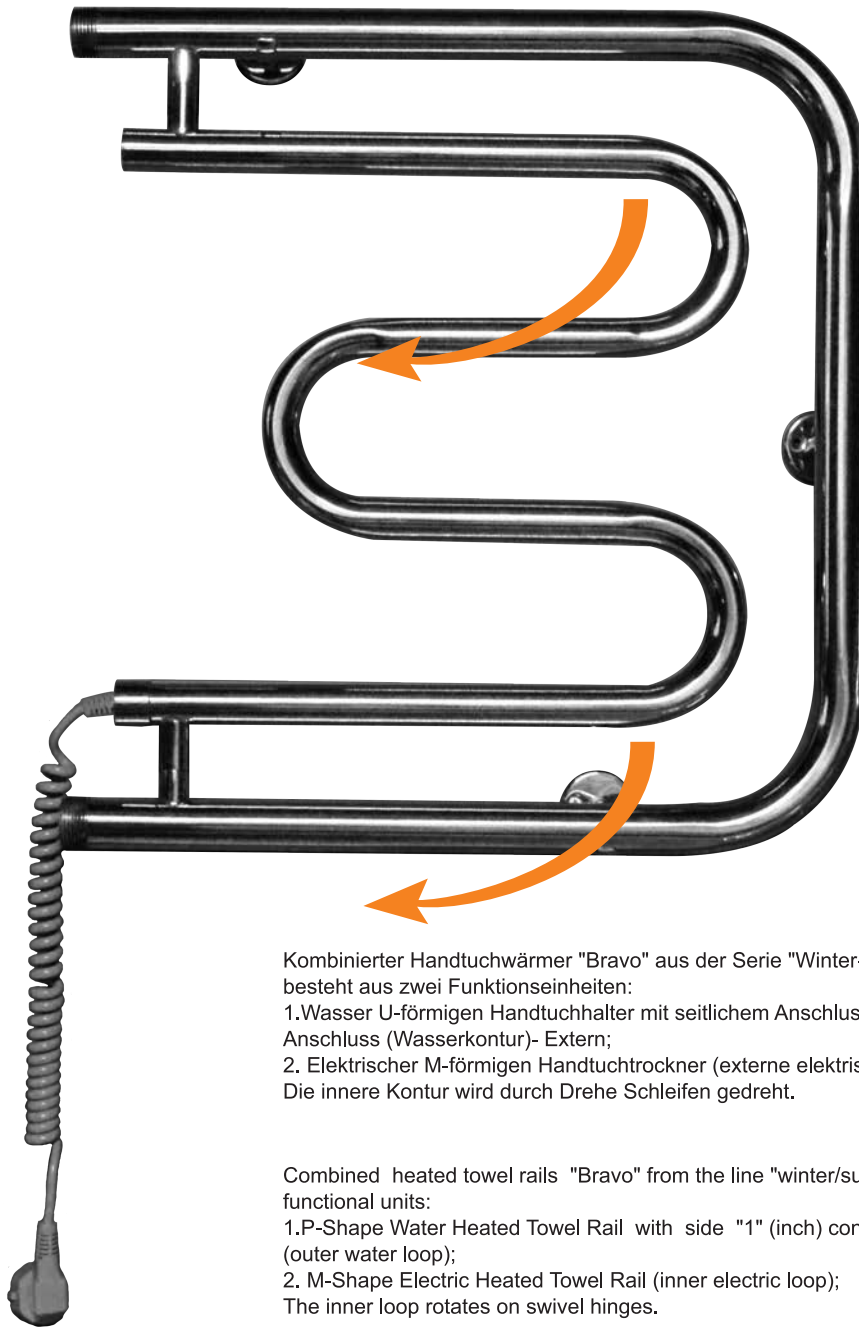
Auf Foto / on photo: 500x700mm

## Trockene elektrische Handtuchrockners Dry electric towel warmers

**"BRAVO"**

**Kombiniert / Combined**

"P" D-25, "M" D-20



Kombinierter Handtuchwärmer "Bravo" aus der Serie "Winter-Sommer" besteht aus zwei Funktionseinheiten:  
1. Wasser U-förmigen Handtuchhalter mit seitlichem Anschluss "1" - (Zoll) Anschluss (Wasserkontur)- Extern;  
2. Elektrischer M-förmigen Handtuchrockner (externe elektrische Kontur). Die innere Kontur wird durch Drehe Schleifen gedreht.

Combined heated towel rails "Bravo" from the line "winter/summer" consist of two functional units:  
1. P-Shape Water Heated Towel Rail with side "1" (inch) connection (outer water loop);  
2. M-Shape Electric Heated Towel Rail (inner electric loop);  
The inner loop rotates on swivel hinges.

Abstand zwischen den Zentren 500mm,  
Rohrdurchmesser 26.9mm  
Rohrdurchmesser 32mm

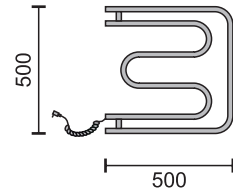
Größe size (mm)	Leistung capacity (W)	Kaal øec (kg)
500x500	35	4.20

center-to-center distance 500mm,  
diameter of pipe 26.9mm  
diameter of pipe 32mm

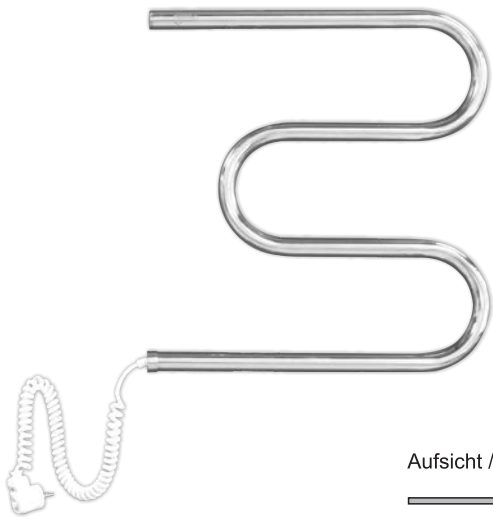
Aufsicht / top view



Vorderansicht / front view



**“M”**  
D-20



Abstand zwischen den Zentren 500mm,  
Rohrdurchmesser 26.9mm

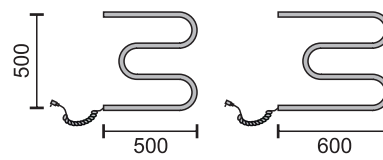
Größe size (mm)	Leistung capacity (W)	Heizleistung output (W)	Gewicht weight (kg)
500x500	50	117	2.90
500x600	60	140	3.05

*center-to-center distance 500mm,  
diameter of pipe 26.9mm*


Aufsicht / top view



Vorderansicht / front view



**“M”**  
D-20



Abstand zwischen den Zentren 600mm,  
Rohrdurchmesser 26.9mm

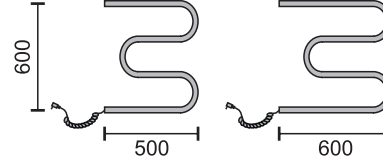
Größe size (mm)	Leistung capacity (W)	Heizleistung output (W)	Gewicht weight (kg)
600x500	60	120	3.10
600x600	65	140	3.20

*center-to-center distance 600mm,  
diameter of pipe 26.9mm*


Aufsicht / top view



Vorderansicht / front view



**“M”**  
D-20



Abstand zwischen den Zentren 350mm,  
Rohrdurchmesser 26.9mm

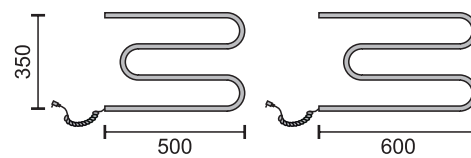
Größe size (mm)	Leistung capacity (W)	Heizleistung output (W)	Gewicht weight (kg)
350x500	45	107	2.96
350x600	55	130	3.84

*center-to-center distance 350mm,  
diameter of pipe 26.9mm*

Aufsicht / top view



Vorderansicht / front view



**“3 WELLE” / “3 WAVE”**  
D-20



Abstand zwischen den Zentren 600mm,  
Rohrdurchmesser 26.9mm

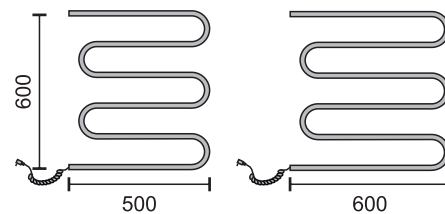
Größe size (mm)	Leistung capacity (W)	Heizleistung output (W)	Gewicht weight (kg)
600x500	60	180	3.10
600x600	60	210	3.20

*center-to-center distance 600mm,  
diameter of pipe 26.9mm*

Aufsicht / top view



Vorderansicht / front view



## “Rosela Hec”



### Technische Parameter

Nennspannung: 230V, 50 Hz / 110V, 60 Hz  
 Isolationsklasse: Klasse I / Klasse II  
 Eindringenschutzklasse: IPX4  
 Heizkörperanschluss: 1/2"

### Tehcnical parameters

Nominal voltage: 230V, 50 Hz / 110V, 60 Hz  
 Insulation class: Class I / Class II  
 Ingress protection class: IPX4  
 Radiator connection: 1/2"

### Strom für Handtuchhalter [W] (75/65/20°C)

Towel Rail power  
[W] (75/65/20°C)

### Leistung der elektrischen Heizelemente [W]

Electric heating  
elements power [W]

<140	120
140 - 260	200
260 - 380	300
380 - 520	400
520 - 620	500
620 - 750	600
750 - 890	800
890 - 1100	1000
1100 - 1500	1200

### Farbe / Colours



Schwarz / black



Chrom / chrome



Weiß / white

### Art des Anschlusses / Types of connection



Abdeckkabel  
Masking cable



Gerades Kabel  
Straight cable



Spiralkabel  
Spiral cable

## “Rosela Nex / Rosela Nex App”



### Technische Parameter

Nennspannung: 230V, 50 Hz  
 Isolationsklasse: Klasse I  
 Eindringsschutzklasse: IPX5  
 Heizkörperanschluss: 1/2"

### Technical parameters

Nominal voltage: 230V, 50 Hz  
 Insulation class: Class I  
 Ingress protection class: IPX5  
 Radiator connection: 1/2"

### Strom für Handtuchhalter [W] (75/65/20°C)

Towel Rail power  
[W] (75/65/20°C)

### Leistung der elektrischen Heizelemente [W]

Electric heating  
elements power [W]

<140	120
140 - 260	200
260 - 380	300
380 - 520	400
520 - 620	500
620 - 750	600
750 - 890	800
890 - 1100	1000
1100 - 1500	1200

### Art des Anschlusses / Types of connection



Abdeckkabel  
Masking cable



Gerades Kabel  
Straight cable



Spiralkabel  
Spiral cable

### Farbe / Colours



Chrom  
chrome



Weiß  
white



Schwarz  
black



Schwarz matt  
black matt



Silber  
silver



Auf Anfrage  
on request



## “MEG”



Farbe: weiß / chrom / matt / golden

Leistung capacity (W)
200
300

colour: white / chrome / matt / golden

## “GTN”



Farbe: weiß / chrom / matt / golden

Leistung capacity (W)
150
300

colour: white / chrome / matt / golden

**Handtuchtrockner aus Kupfer**  
*Heated towel warmer made from copper*

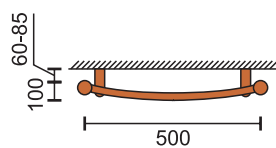
**“SONÄTE ANTIQUE”**



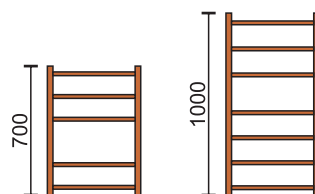
Abstand zwischen den Zentren 500 mm,  
 Rohrdurchmesser 28 mm  
 Innengewinde 1/2"

*center-to-center distance 500 mm,  
 diameter of pipe 28 mm  
 internal thread 1/2"*

Aufsicht / top view




Vorderansicht / front view



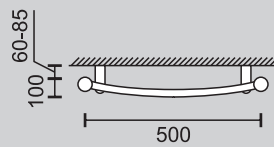
Größe size (mm)	Heizleistung output (W)	Gewicht weight (kg)
500x700	478	2.10
500x1000	633	3.25

*Auf Foto / on photo: 500x1000mm*

## “SONÄTE WHITE”



Aufsicht / top view

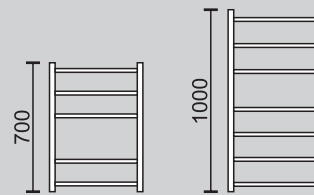


Abstand zwischen den Zentren 500 mm,  
Rohrdurchmesser 28 mm  
Innengewinde 1/2"

Größe size (mm)	Heizleistung output (W)	Gewicht weight (kg)
500x700	478	2.10
500x1000	633	3.25

*center-to-center distance 500 mm,  
diameter of pipe 28 mm  
internal thread 1/2"*

Vorderansicht / front view

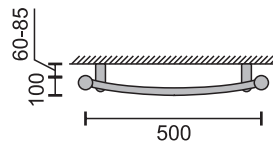


Auf Foto / on photo: 500x700mm

## “SONÄTE CHROME”



Aufsicht / top view

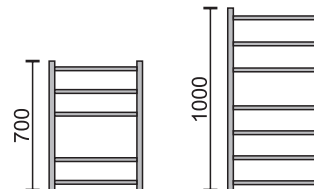


Abstand zwischen den Zentren 500 mm,  
Rohrdurchmesser 28 mm  
Innengewinde 1/2"

Größe size (mm)	Heizleistung output (W)	Gewicht weight (kg)
500x700	540	2.10
500x1000	695	3.25

*center-to-center distance 500 mm,  
diameter of pipe 28 mm  
internal thread 1/2"*

Vorderansicht / front view



Auf Foto / on photo: 500x700mm

## “VIKTORIJA ANTIQUE”

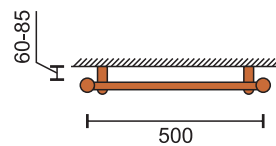


Abstand zwischen den Zentren 500 mm,  
Rohrdurchmesser 28 mm  
Innengewinde 1/2"

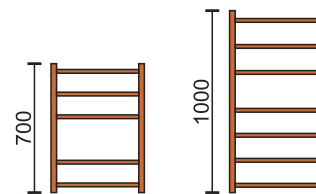
Größe size (mm)	Heizleistung output (W)	Gewicht weight (kg)
500x700	478	2.10
500x1000	633	3.25

*center-to-center distance 500 mm,  
diameter of pipe 28 mm  
internal thread 1/2"*

Aufsicht / top view



Vorderansicht / front view



*Auf Foto / on photo: 500x700mm*

## “VIKTORIJA CHROME”

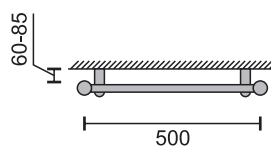


Abstand zwischen den Zentren 500 mm,  
Rohrdurchmesser 28 mm  
Innengewinde 1/2"

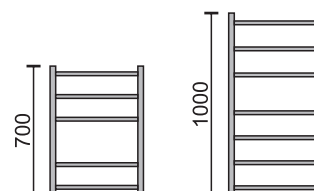
Größe size (mm)	Heizleistung output (W)	Gewicht weight (kg)
500x700	540	2.10
500x1000	695	3.25

*center-to-center distance 500 mm,  
diameter of pipe 28 mm  
internal thread 1/2"*

Aufsicht / top view




Vorderansicht / front view



*Auf Foto / on photo: 500x700mm*

## “VIKTORIJA WHITE”

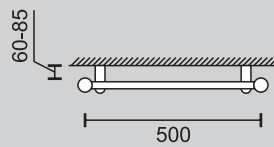


Abstand zwischen den Zentren 500 mm,  
Rohrdurchmesser 28 mm  
Innengewinde 1/2"

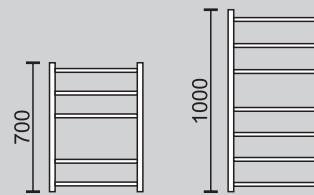
Größe size (mm)	Heizleistung output (W)	Gewicht weight (kg)
500x700	478	2.10
500x1000	633	3.25

*center-to-center distance 500 mm,  
diameter of pipe 28 mm  
internal thread 1/2"*

Aufsicht / top view



Vorderansicht / front view



*Auf Foto / on photo: 500x700mm*

## “M”



Abstand zwischen den Zentren 600 mm,  
Rohrdurchmesser 28 mm  
Innengewinde 1/2"

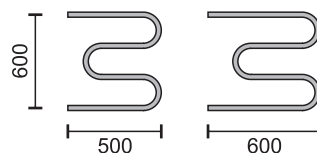
Größe size (mm)	Heizleistung output (W)	Gewicht weight (kg)
600x500	171	2.15
600x600	194	2.53

*center-to-center distance 600 mm,  
diameter of pipe 28 mm  
internal thread 1/2"*

Aufsicht / top view



Vorderansicht / front view



**Elektrische Handtuchtrockner aus Kupfer**  
*Electric heated towel warmer made from copper*

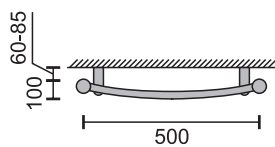
**“SONÄTE CHROME”**



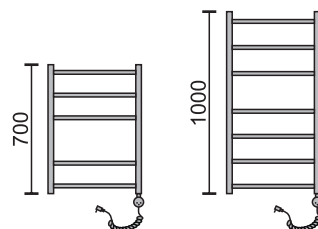
Abstand zwischen den Zentren 500 mm,  
 Rohrdurchmesser 28 mm

*center-to-center distance 500 mm,  
 diameter of pipe 28 mm*

Aufsicht / top view




Vorderansicht / front view



Größe size (mm)	Leistung capacity (W)	Gewicht weight (kg)
500x700	200	2.10
500x1000	300	3.25

*Auf Foto / on photo: 500x700mm*

## “SONÄTE WHITE”

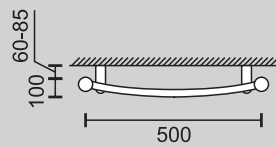


Abstand zwischen den Zentren 500 mm,  
Rohrdurchmesser 28 mm

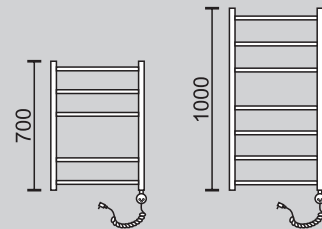
Größe size (mm)	Leistung capacity (W)	Gewicht weight (kg)
500x700	200	2.10
500x1000	300	3.25

center-to-center distance 500 mm,  
diameter of pipe 28 mm

Aufsicht / top view



Vorderansicht / front view



Auf Foto / on photo: 500x700mm

## “SONÄTE ANTIQUE”

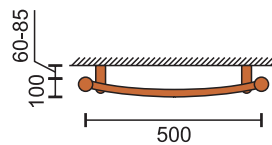


Abstand zwischen den Zentren 500 mm,  
Rohrdurchmesser 28 mm

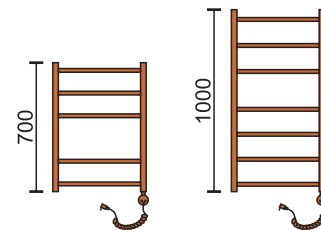
Größe size (mm)	Leistung capacity (W)	Gewicht weight (kg)
500x700	200	2.10
500x1000	300	3.25

center-to-center distance 500 mm,  
diameter of pipe 28 mm

Aufsicht / top view



Vorderansicht / front view



Auf Foto / on photo: 500x1000mm

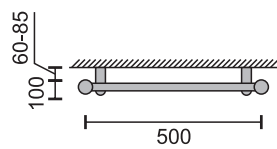
**“VIKTORIJA CHROME”**



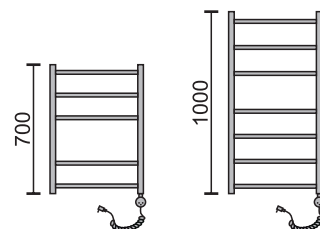
Abstand zwischen den Zentren 500 mm,  
Rohrdurchmesser 28 mm

*center-to-center distance 500 mm,  
diameter of pipe 28 mm*

Aufsicht / top view



Vorderansicht / front view




Größe size (mm)	Leistung capacity (W)	Gewicht weight (kg)
500x700	200	2.10
500x1000	300	3.25

*Auf Foto / on photo: 500x700mm*



## “VIKTORIJA WHITE”

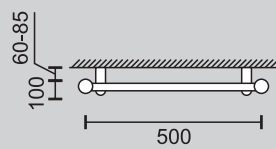


Abstand zwischen den Zentren 500 mm,  
Rohrdurchmesser 28 mm

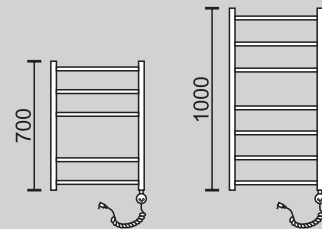
Größe size (mm)	Leistung capacity (W)	Gewicht weight (kg)
500x700	200	2.10
500x1000	300	3.25

center-to-center distance 500 mm,  
diameter of pipe 28 mm

Aufsicht / top view



Vorderansicht / front view



Auf Foto / on photo: 500x700mm

## “VIKTORIJA ANTIQUE”

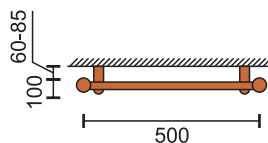


Abstand zwischen den Zentren 500 mm,  
Rohrdurchmesser 28 mm


Größe size (mm)	Leistung capacity (W)	Gewicht weight (kg)
500x700	200	2.10
500x1000	300	3.25

center-to-center distance 500 mm,  
diameter of pipe 28 mm

Aufsicht / top view




Vorderansicht / front view



Auf Foto / on photo: 500x700mm

**Handtuchtrockner aus poliertem rostfreiem Stahl**  
*Heated towel warmers from stainless steel*

**“EIRO”**  
D-25



Abstand zwischen den Zentren 500mm,  
Rohrdurchmesser 30 mm  
Außengewinde 1/2"

Größe size (mm)	Heizleistung output (W)	Gewicht weight (kg)
d=500	170	2.03

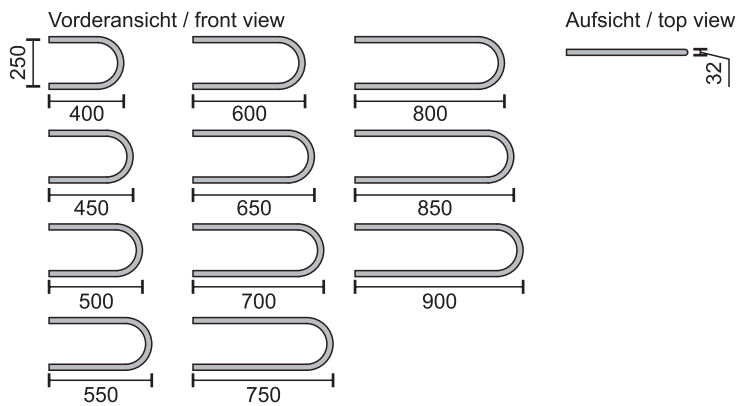
*center-to-center distance 500mm,  
diameter of pipe 30 mm  
internal thread 1/2"*

**“U”**  
D-25

Abstand zwischen den Zentren 250mm,  
Rohrdurchmesser 32mm  
Außengewinde 1”



*center-to-center distance 250mm,  
diameter of pipe 32mm  
external thread 1”*



Größe size (mm)	Heizleistung output (W)	Gewicht weight (kg)
250x400	71	1.24
250x450	79	1.46
250x500	87	1.52
250x550	95	1.76
250x600	102	1.90
250x650	110	2.04
250x700	118	2.22
250x750	126	2.36
250x800	134	2.46
250x850	142	2.62
250x900	150	2.84

**“U”**  
D-32

Abstand zwischen den Zentren 250mm,  
Rohrdurchmesser 42,4mm  
Außengewinde 1¼”



*center-to-center distance 250mm,  
diameter of pipe 42,4mm  
external thread 1¼”*

Größe size (mm)	Heizleistung output (W)	Gewicht weight (kg)
250x400	79	2.18
250x450	88	2.40
250x500	96	2.64
250x550	105	2.92
250x600	113	3.14
250x650	122	3.40
250x700	131	3.62
250x750	140	3.88
250x800	148	4.12
250x850	157	4.36
250x900	166	4.60

**“M”**  
D-20



Abstand zwischen den Zentren 500mm,  
Rohrdurchmesser 26.9mm  
Außengewinde ¾"

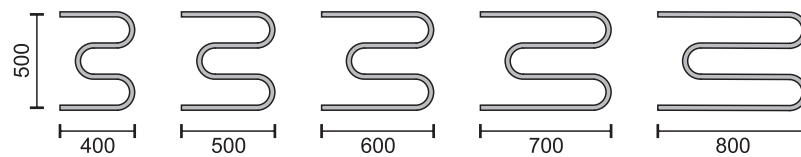
Größe size (mm)	Heizleistung output (W)	Gewicht weight (kg)
500x400	93	1.88
500x500	117	2.36
500x600	140	2.78
500x700	163	3.32
500x800	185	3.92

*center-to-center distance 500mm,  
diameter of pipe 26.9mm  
external thread ¾"*


Aufsicht / top view



Vorderansicht / front view



**“M”**  
D-20



Abstand zwischen  
den Zentren 350mm,  
Rohrdurchmesser 26.9mm  
Außengewinde ¾"

*center-to-center  
distance 350mm,  
diameter of pipe 26.9mm  
external thread ¾"*

Größe size (mm)	Heizleistung output (W)	Gewicht weight (kg)
350x400	83	1.78
350x500	107	2.26
350x600	130	2.96
350x700	153	3.84
350x800	175	4.74

**“M”**  
D-20




Abstand zwischen den Zentren 600mm,  
Rohrdurchmesser 26.9mm  
Außengewinde ¾"

Größe size (mm)	Heizleistung output (W)	Gewicht weight (kg)
600x700	160	3.90
600x800	180	5.20

*center-to-center distance 600mm,  
diameter of pipe 26.9mm  
external thread ¾"*

**"M"**  
D-20




Abstand zwischen den Zentren 600mm,  
Rohrdurchmesser 25mm, 32mm  
Innengewinde 1/2"

Größe size (mm)	Heizleistung output (W)	Gewicht weight (kg)	Rohrdurch- messer diameter of pipe (mm)
600x700	170	3.74	25x2.5
600x700	220	4.12	32x2

*center-to-center distance 600mm,  
diameter of pipe 25mm, 32mm  
internal thread 1/2"*

**"M"**  
D-25




Abstand zwischen den Zentren 500mm,  
Rohrdurchmesser 32mm  
Außengewinde 1"

Größe size (mm)	Heizleistung output (W)	Gewicht weight (kg)
500x400	126	2.30
500x500	157	2.84
500x600	189	3.50
500x700	220	4.06
500x800	236	4.44

*center-to-center distance 500mm,  
diameter of pipe 32mm  
external thread 1"*

**"M"**  
D-25




Abstand zwischen den Zentren 600mm,  
Rohrdurchmesser 32mm  
Außengewinde 1"

Größe size (mm)	Heizleistung output (W)	Gewicht weight (kg)
600x500	158	2.90
600x600	189	3.40
600x700	220	4.24
600x800	252	4.74

*center-to-center distance 600mm,  
diameter of pipe 32mm  
external thread 1"*

**“M”**  
D-32




Abstand zwischen den Zentren 550mm,  
Rohrdurchmesser 42.4mm  
Außengewinde 1¼"

Größe size (mm)	Heizleistung output (W)	Gewicht weight (kg)
550x500	202	4.54
550x600	228	5.84
550x700	267	7.20
550x800	289	8.50

*center-to-center distance 550mm,  
diameter of pipe 42.4mm  
external thread 1¼"*

**“M”**  
D-25 Mit Regal / With shelf




Abstand zwischen den Zentren 500mm, 600mm,  
Rohrdurchmesser 32mm  
Außengewinde 1"

Größe size (mm)	Heizleistung output (W)	Gewicht weight (kg)
600x500	158	3.30
600x600	189	3.80
600x700	220	4.64
600x800	252	5.14

*center-to-center distance 500mm, 600mm,  
diameter of pipe 32mm  
external thread 1"*

## “SCHMETTERLING” / “BUTTERFLY”

D-20



Abstand zwischen den Zentren 250mm,  
Rohrdurchmesser 26.9 mm  
Außengewinde ¾"

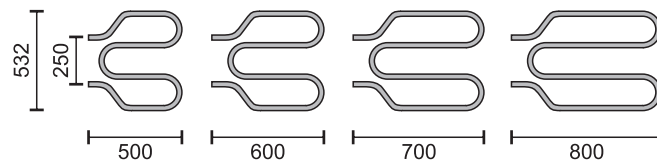
Größe size (mm)	Heizleistung output (W)	Gewicht weight (kg)
250x500	118	2.60
250x600	141	3.06
250x700	164	3.65
250x800	186	4.31

*center-to-center distance 250mm,  
diameter of pipe 26.9 mm  
external thread ¾"*

Aufsicht / top view




Vorderansicht / front view



## “SCHMETTERLING” / “BUTTERFLY”

D-25



Abstand zwischen den Zentren 250mm,  
Rohrdurchmesser 32 mm  
Außengewinde 1"

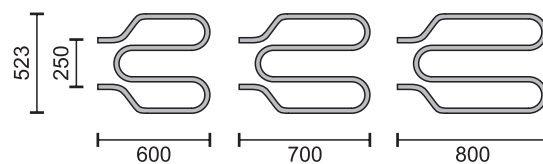
Größe size (mm)	Heizleistung output (W)	Gewicht weight (kg)
250x600	198	3.50
250x700	220	3.96
250x800	237	4.34

*center-to-center distance 250mm,  
diameter of pipe 32 mm  
external thread 1"*

Aufsicht / top view



Vorderansicht / front view



**“P”**  
D-20



Abstand zwischen den Zentren 500mm, 600mm,  
Rohrdurchmesser 26.9mm  
Außengewinde 3/4"

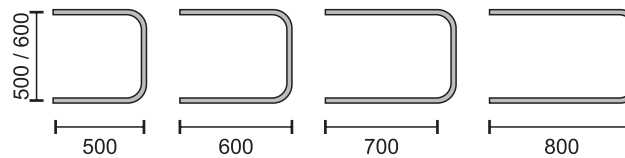
Größe size (mm)	Heizleistung output (W)	Gewicht weight (kg)
500x500	60	1.77
500x600	80	2.08
500x700	105	2.49
500x800	130	2.94

*center-to-center distance: 500mm, 600mm,  
diameter of pipe 26.9mm  
external thread 3/4"*

Aufsicht / top view



Vorderansicht / front view



**“P”**  
D-25

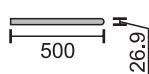


Abstand zwischen den Zentren 500mm, 600mm,  
Rohrdurchmesser 32mm  
Außengewinde 1"

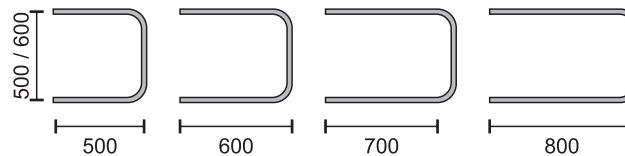
Größe size (mm)	Heizleistung output (W)	Gewicht weight (kg)
500x500	190	2.28
500x600	230	2.85
500x700	260	3.33
500x800	280	3.69

*center-to-center distance: 500mm, 600mm,  
diameter of pipe 32mm  
external thread 1"*

Aufsicht / top view



Vorderansicht / front view





**“P”**  
D-32



Abstand zwischen den Zentren 500mm, 600mm,  
Rohrdurchmesser 42,4mm  
Außengewinde 1¼"

Größe size (mm)	Heizleistung output (W)	Gewicht weight (kg)
500x500	202	3.96
500x600	228	4.71
500x700	267	5.43
500x800	289	6.18

*center-to-center distance: 500mm, 600mm,  
diameter of pipe 42,4mm  
external thread 1¼"*

**“P”**

D-25 Mit Regal / With shelf



Aufsicht / top view




Abstand zwischen den Zentren: 500mm, 600mm,  
Rohrdurchmesser 32mm  
Außengewinde 1"

Größe size (mm)	Heizleistung output (W)	Gewicht weight (kg)
500x500	190	2.28
500x600	230	2.85
500x700	260	3.33
500x800	280	3.69

*center-to-center distance: 500mm, 600mm,  
diameter of pipe 32mm  
external thread 1"*

**“P”**

D-32 Mit Regal / With shelf



Aufsicht / top view




Abstand zwischen den Zentren: 500mm, 600mm,  
Rohrdurchmesser 42,4mm  
Außengewinde 1¼"

Größe size (mm)	Heizleistung output (W)	Gewicht weight (kg)
500x500	202	3.96
500x600	228	4.71
500x700	267	5.43
500x800	289	6.18

*center-to-center distance: 500mm, 600mm,  
diameter of pipe 42,4mm  
external thread 1¼"*

## "3 WELLE" / "3 WAVE"

D-20

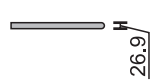


Abstand zwischen den Zentren 580mm,  
Rohrdurchmesser 26.9mm  
Außengewinde 3/4"

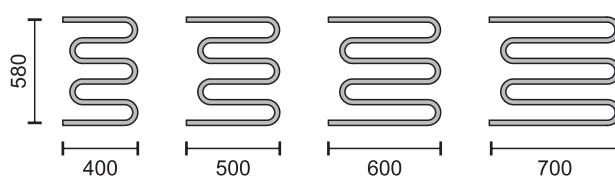
Größe size (mm)	Heizleistung output (W)	Gewicht weight (kg)
580x400	102	2.62
580x500	125	3.38
580x600	147	3.80
580x700	170	4.50

*center-to-center distance 580mm,  
diameter of pipe 26.9mm  
external thread 3/4"*

Aufsicht / top view



Vorderansicht / front view



## "3 WELLE" / "3 WAVE"

D-20




Abstand zwischen den Zentren 600mm,  
Rohrdurchmesser 25 mm  
Innengewinde 1/2"

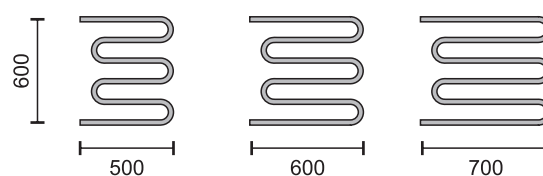
Größe size (mm)	Heizleistung output (W)	Gewicht weight (kg)
600x500	210	3.50
600x600	250	4.00
600x700	290	5.00

*center-to-center distance 600mm,  
diameter of pipe 25 mm  
internal thread 1/2"*

Aufsicht / top view



Vorderansicht / front view



**“3 WELLE” / “3 WAVE”**  
D-25



Abstand zwischen den Zentren 850mm,  
Rohrdurchmesser 32 mm  
Außengewinde 1"

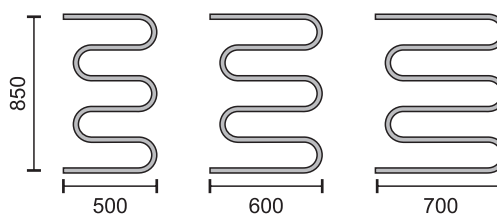
Größe size (mm)	Heizleistung output (W)	Gewicht weight (kg)
850x500	144	4.18
850x600	197	4.96
850x700	223	5.84

*center-to-center distance 850mm,  
diameter of pipe 32 mm  
external thread 1"*


Aufsicht / top view



Vorderansicht / front view



**“3 WELLE” / “3 WAVE”**  
D-25



Abstand zwischen den Zentren 850mm,  
Rohrdurchmesser 32 mm,  
Innengewinde 1/2"

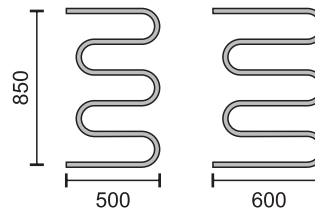
Größe size (mm)	Heizleistung output (W)	Gewicht weight (kg)
850x500	144	4.26
850x600	197	5.10

*center-to-center distance 850mm,  
diameter of pipe 32 mm,  
internal thread 1/2"*

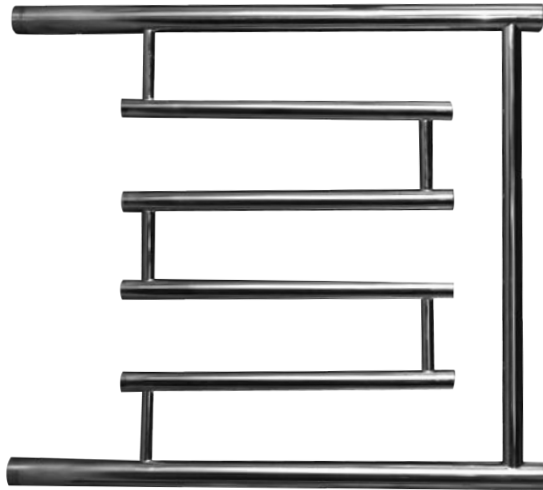
Aufsicht / top view



Vorderansicht / front view



**“STEP”**  
D-25



Abstand zwischen den Zentren 500mm,  
Rohrdurchmesser 32mm  
Außengewinde 1"

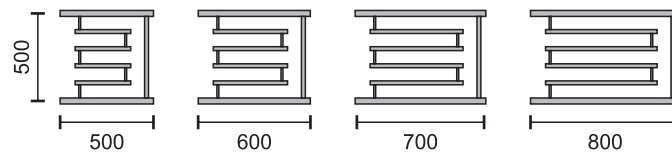
Größe size (mm)	Heizleistung output (W)	Gewicht weight (kg)
500x500	247	2.93
500x600	280	3.52
500x700	333	4.01
500x800	376	4.55

*center-to-center distance 500mm,  
diameter of pipe 32mm  
external thread 1"*


Aufsicht / top view



Vorderansicht / front view



**“STEP”**  
D-25



Abstand zwischen den Zentren 600mm,  
Rohrdurchmesser 32mm  
Außengewinde 1"

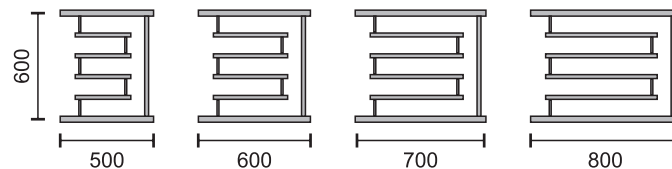
Größe size (mm)	Heizleistung output (W)	Gewicht weight (kg)
600x500	280	3.43
600x600	333	4.02
600x700	376	4.51
600x800	419	5.03

*center-to-center distance 600mm,  
diameter of pipe 32mm  
external thread 1"*

Aufsicht / top view




Vorderansicht / front view



## “STEP NEW”

D-25



Abstand zwischen den Zentren 500mm,  
Rohrdurchmesser 32mm  
Außengewinde 1"

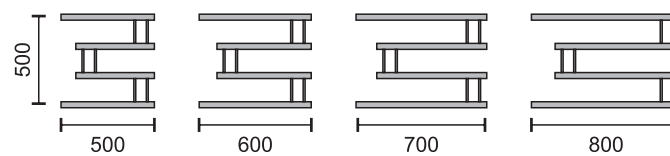
Größe size (mm)	Heizleistung output (W)	Gewicht weight (kg)
500x500	249	3.43
500x600	282	4.02
500x700	335	4.51
500x800	378	5.03

*Center-to-center distance 500mm,  
diameter of pipe 32mm  
external thread 1"*

Aufsicht / top view



Vorderansicht / front view



## “STEP NEW”

D-25



Abstand zwischen den Zentren 600mm,  
Rohrdurchmesser 32mm  
Außengewinde 1"

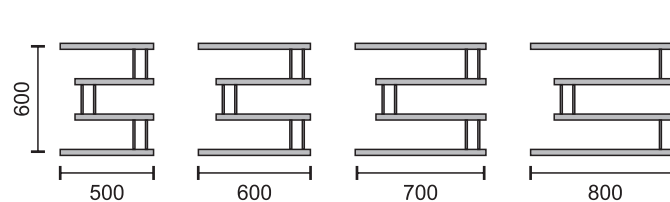
Größe size (mm)	Heizleistung output (W)	Gewicht weight (kg)
600x500	282	3.43
600x600	335	4.02
600x700	379	4.51
600x800	422	5.03

*center-to-center distance 600mm,  
diameter of pipe 32mm  
external thread 1"*

Aufsicht / top view




Vorderansicht / front view



**“DW”**

D-25 Mit Regal / With shelf

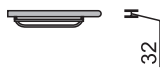


Abstand zwischen den Zentren 500mm,  
Rohrdurchmesser 32 mm  
Außengewinde 1"

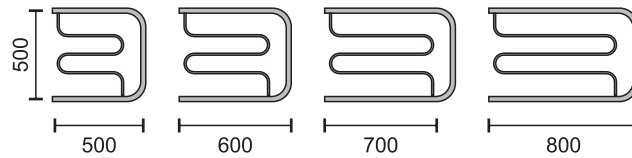
Größe size (mm)	Heizleistung output (W)	Gewicht weight (kg)
500x500	160	5.61
500x600	190	6.02
500x700	220	6.25
500x800	250	6.52

*center-to-center distance 500mm,  
diameter of pipe 32 mm  
external thread 1"*

Aufsicht / top view




Vorderansicht / front view



**“DW”**

D-25 Mit Regal / With shelf




Abstand zwischen den Zentren 600mm,  
Rohrdurchmesser 32 mm  
Außengewinde 1"

Größe size (mm)	Heizleistung output (W)	Gewicht weight (kg)
600x500	165	5.62
600x600	195	6.12
600x700	225	6.35
600x800	255	6.62

*center-to-center distance 600mm,  
diameter of pipe 32 mm  
external thread 1"*

**“DW”**

D-32 Mit Regal / With shelf



Abstand zwischen den Zentren 500mm,  
Rohrdurchmesser 42.4 mm  
Außengewinde 1¼"

Größe size (mm)	Heizleistung output (W)	Gewicht weight (kg)
500x500	215	6.71
500x600	238	7.12
500x700	298	7.35
500x800	328	7.62

*center-to-center distance 500mm,  
diameter of pipe 42.4 mm  
external thread 1¼"*

**“DW”**

D-32 Mit Regal / With shelf




Abstand zwischen den Zentren 600mm,  
Rohrdurchmesser 42.4 mm  
Außengewinde 1¼"

Größe size (mm)	Heizleistung output (W)	Gewicht weight (kg)
600x500	238	6.81
600x600	266	7.23
600x700	308	7.55
600x800	339	7.82

*center-to-center distance 600mm,  
diameter of pipe 42.4mm  
external thread 1¼"*

## “DŽAZ”

D-25 Mit Regal / With shelf



Abstand zwischen den Zentren 500mm,  
Rohrdurchmesser 32 mm  
Außengewinde 1"

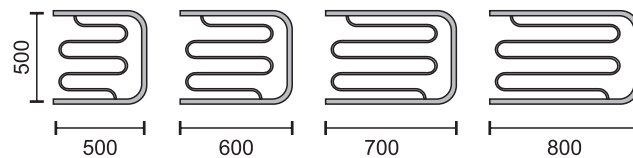
Größe size (mm)	Heizleistung output (W)	Gewicht weight (kg)
500x500	168	5.61
500x600	198	6.02
500x700	228	6.25
500x800	258	6.52

*center-to-center distance 500mm,  
diameter of pipe 32 mm  
external thread 1"*

Aufsicht / top view




Vorderansicht / front view



## “DŽAZ”

D-25 Mit Regal / With shelf



Abstand zwischen den Zentren 600mm,  
Rohrdurchmesser 32 mm  
Außengewinde 1"

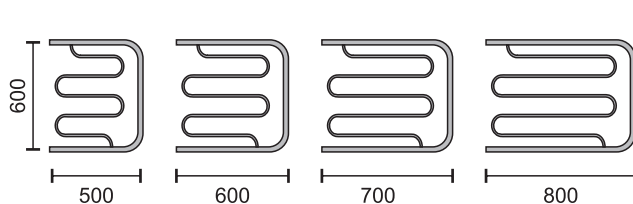
Größe size (mm)	Heizleistung output (W)	Gewicht weight (kg)
600x500	173	5.71
600x600	203	6.12
600x700	233	6.35
600x800	263	6.62

*center-to-center distance 600mm,  
diameter of pipe 32 mm  
external thread 1"*

Aufsicht / top view




Vorderansicht / front view





### “DŽAZ”

D-32 Mit Regal / With shelf




Abstand zwischen den Zentren 500mm,  
Rohrdurchmesser 42.4 mm  
Außengewinde 1¼"

Größe size (mm)	Heizleistung output (W)	Gewicht weight (kg)
500x500	223	6.71
500x600	246	7.12
500x700	304	7.35
500x800	336	7.62

*center-to-center distance 500mm,  
diameter of pipe 42.4 mm  
external thread 1¼"*

### “DŽAZ”

D-32 Mit Regal / With shelf




Abstand zwischen den Zentren 600mm,  
Rohrdurchmesser 42.4 mm  
Außengewinde 1¼"

Größe size (mm)	Heizleistung output (W)	Gewicht weight (kg)
600x500	246	6.81
600x600	474	7.23
600x700	316	7.55
600x800	347	7.82

*center-to-center distance 600mm,  
diameter of pipe 42.4mm  
external thread 1¼"*

### “FOKSTROTS”

D-25 Mit Regal / With shelf




Abstand zwischen den Zentren 500mm,  
Rohrdurchmesser 32mm  
Außengewinde 1"

Größe size (mm)	Heizleistung output (W)	Gewicht weight (kg)
500x500	190	5.40
500x600	230	5.67

*center-to-center distance 500mm,  
diameter of pipe 32mm  
external thread 1"*

## “FOKSTROTS”

D-25 Mit Regal / With shelf



Abstand zwischen den Zentren 600mm,  
Rohrdurchmesser 32mm  
Außengewinde 1"

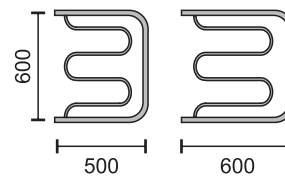
Größe size (mm)	Heizleistung output (W)	Gewicht weight (kg)
600x500	205	5.62
600x600	240	6.01

*center-to-center distance 600mm,  
diameter of pipe 32mm  
external thread 1"*

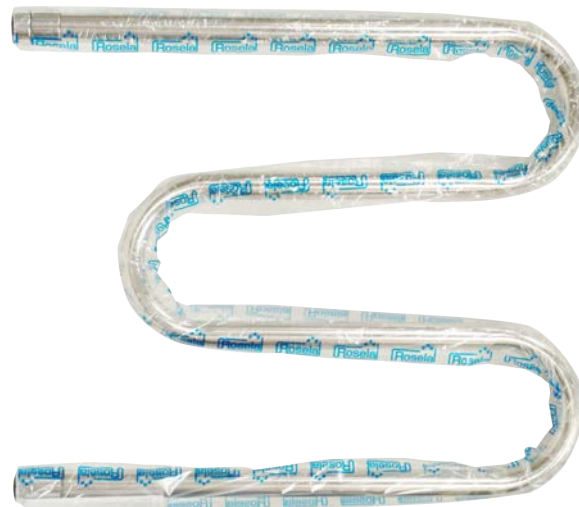
Aufsicht / top view



Vorderansicht / front view



## VERPACKUNG / PACKAGING



## Zubehör Components

### “M8”

Einstellbare teleskopartige Halterung aus rostfreiem Stahl, poliert



ohne ring  
without ring

mit ring  
with ring

D	D-20	D-25	D-32
mm	26.9	32	42.4

*Adjustable telescopic mount  
made from stainless steel, polished*

### “M8”

Nicht einstellbare Halterung aus rostfreiem Stahl, poliert



ohne ring  
without ring

mit ring  
with ring

D	D-20	D-25	D-32
mm	26.9	32	42.4

*Unregulated mount  
made from stainless steel, polished*

### “M8”

Einstellbare teleskopartige Halterung aus Messing, poliert



D	D-20	D-25	D-32
mm	26.9	32	42.4

*Adjustable telescopic mount  
made from brass, polished*

### “M8”

Einstellbare teleskopartige Halterung aus rostfreiem Stahl, poliert



D	D-20	D-25	D-32
mm	26.9	32	42.4

*Adjustable telescopic mount  
made from stainless steel, polished*

**Geschweißte konusförmige Halterung aus rostfreiem Stahl**



mm	6,1x12x47
mm	8,1x12x47

*Wall plug the welded conic from stainless steel*

**T-Stücke**



1/2" M/F/F

*Three-way plugs*

**Anschlussmuffe aus Edelstahl AISI316**

F-F  
Konusverbindung



D	D-20	D-25	D-32
mm	26.9	32	42.4

*Coupling muff F-F made from stainless steel AISI316 Conical connection*

**Anschlussmuffe aus Messing verchromt**

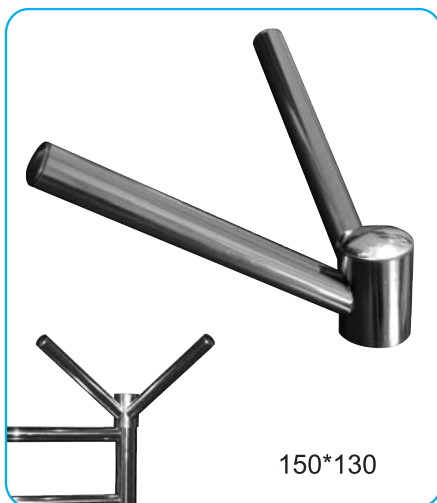
F-F



D	D-20	D-25	D-32
mm	26.9	32	42.4

*Coupling muff F-F made from brass, chrome plated*

**Handtuchhalter  
Towel rack**



150\*130

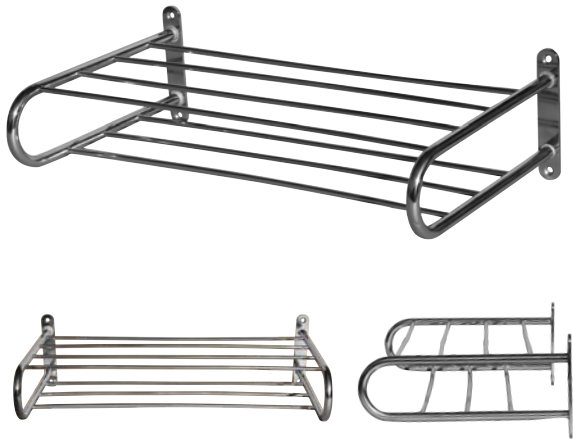


80\*110



80\*110

“Handtuchhalter” / “Towel rail”




Rostfreier Stahl AISI304

Größe size (mm)
630 x 110 x 350

From stainless steel AISI304

“Handtuchhalter” / “Towel rail”



Rostfreier Stahl AISI304

Größe size (mm)
630 x 90 x 350

From stainless steel AISI304

“Polierte Griffe” / “Polished handles”

Rostfreier Stahl AISI304

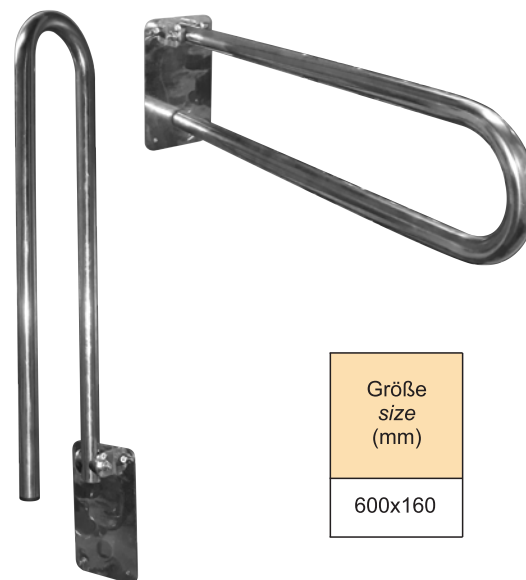


Größe size (mm)
H = 300
H = 450
H = 600
H = 750
H = 900
300 x 400
410 x 820

From stainless steel AISI304

“Polierte Griffe” / “Polished handles”

Rostfreier Stahl AISI304








Größe size (mm)
600x160

From stainless steel AISI304

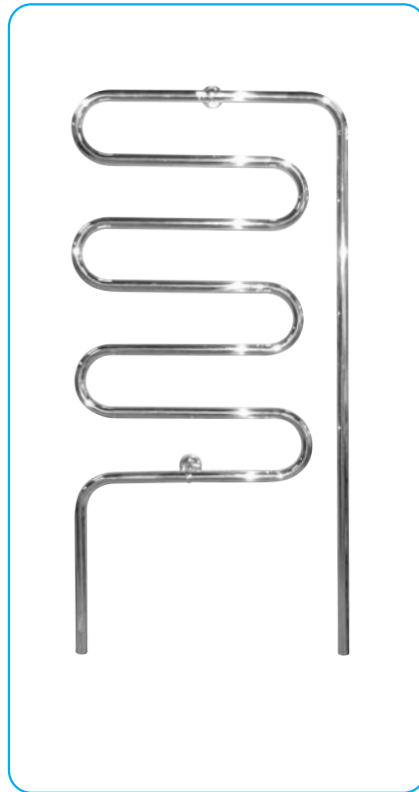

**Handtuchrockner design**  
*Our portfolio*











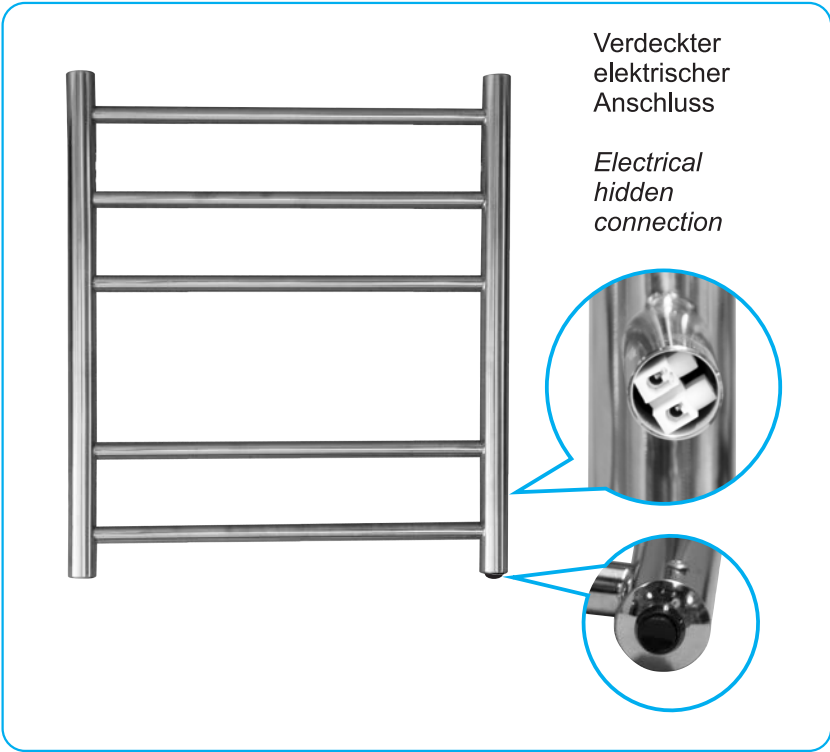










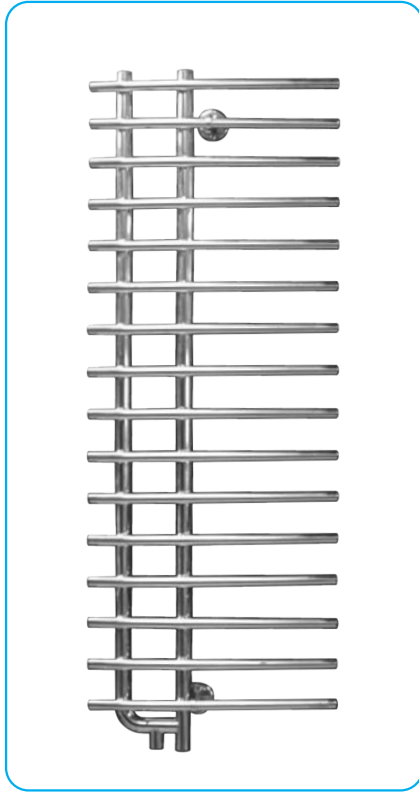
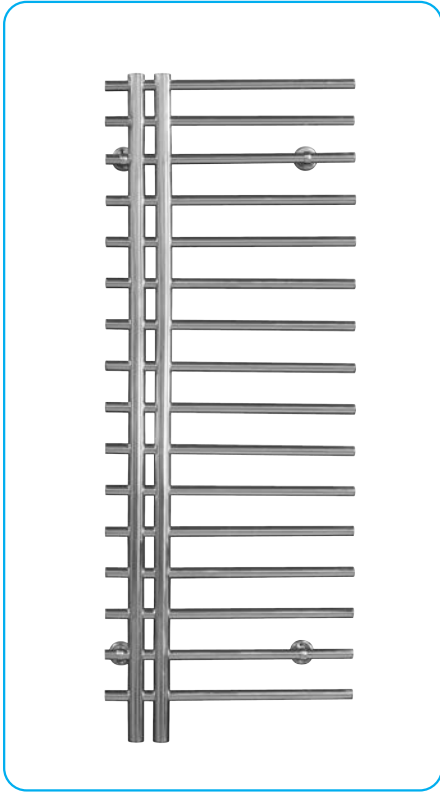



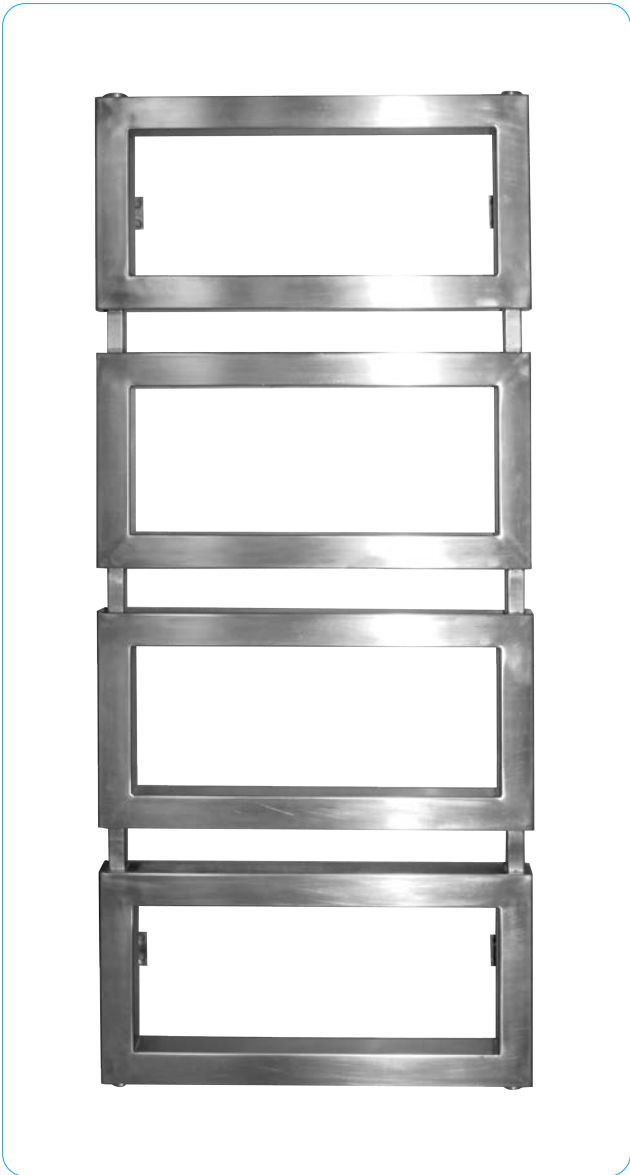





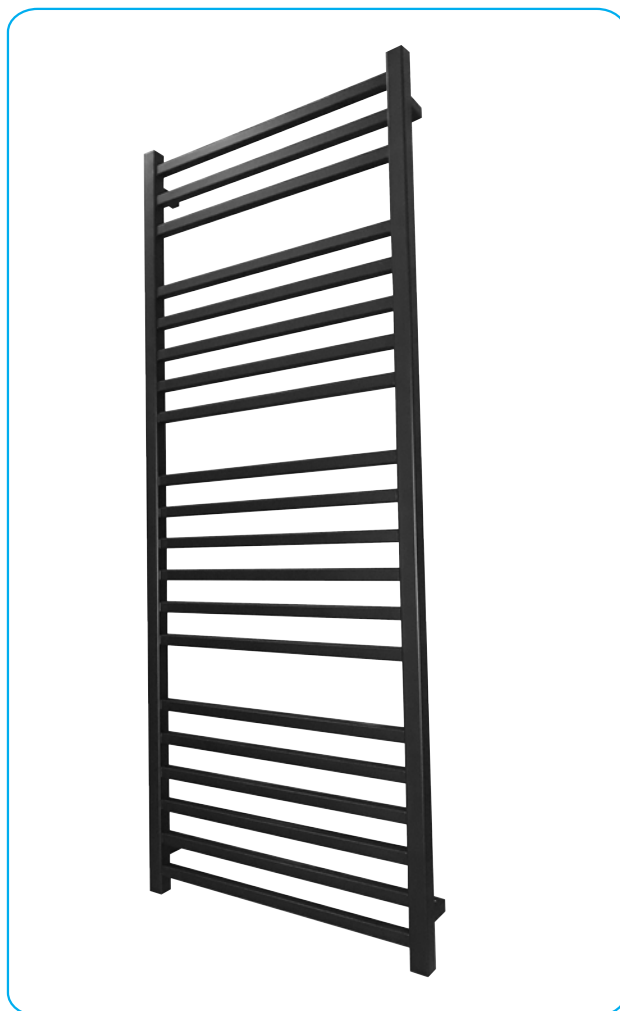
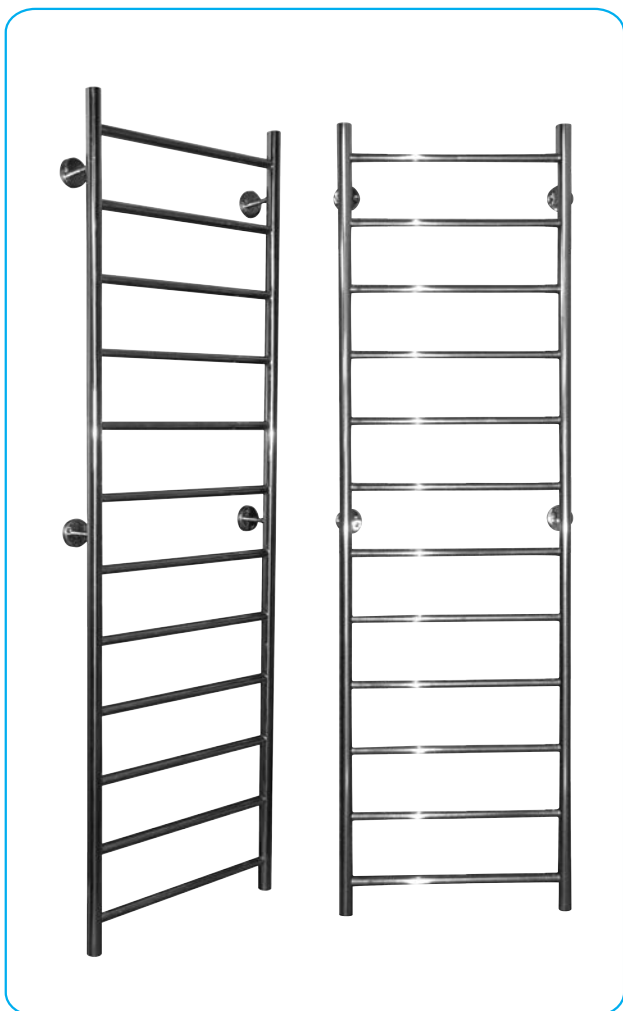



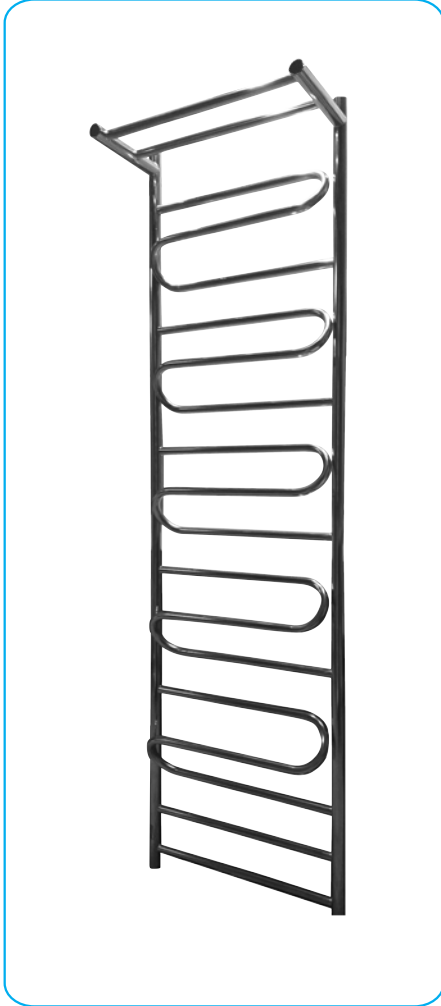






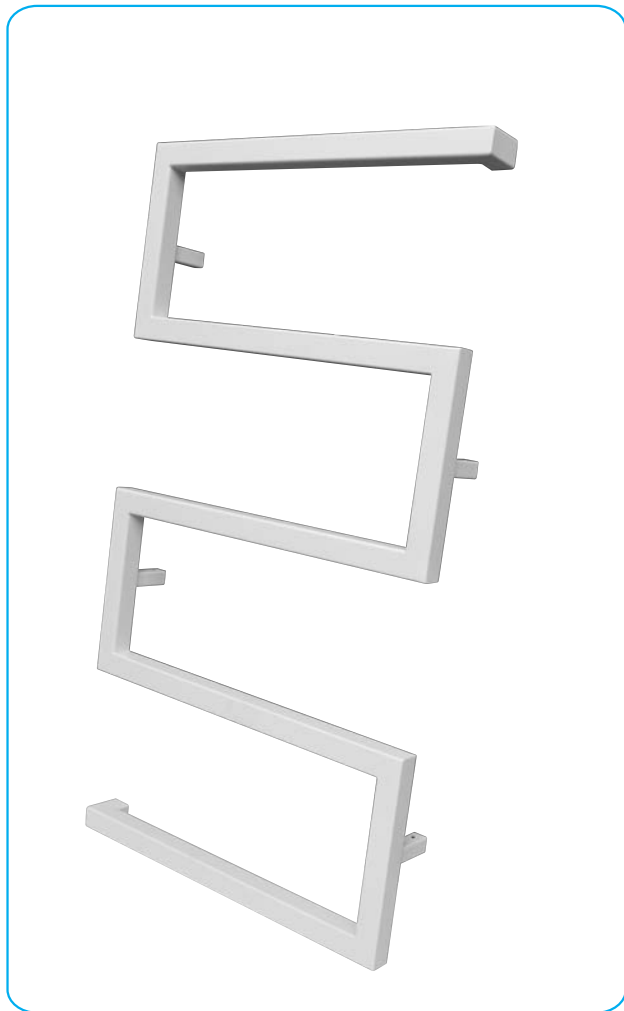













**Geländer und Metallkonstruktionen**  
*Railings and metal structures*



## “Omega”




**Gebürsteter rostfreier Stahl AISI304**  
Ständer – 40x40 mm,  
Handläufe – 40x40 mm  
Querstangenrohre – 12\*1mm

*Brushed stainless steel AISI304*  
Stand – 40x40 mm,  
Rail – 40x40 mm  
Cross-beam pipes – 12\*1mm



## “Epsilon”




**Gebürsteter rostfreier Stahl AISI304**  
Ständer – 40x40 mm,  
Handläufe – Ø 42,4 \* 2mm  
Querstangenrohre – 12\*1mm

*Brushed stainless steel AISI304*  
Stand – 40x40 mm,  
Rail – Ø 42,4 \* 2mm  
Cross-beam pipes – 12\*1mm



“Delta”




**Gebürsteter rostfreier Stahl AISI304**

Ständer – Ø 42,4 \* 2mm  
Handläufe – Ø 42,4 \* 2mm  
Querstangenrohre – 12\*1mm


*Brushed stainless steel AISI304*

Stand – Ø 42,4 \* 2mm  
Rail – Ø 42,4 \* 2mm  
Cross-beam pipes – 12\*1mm

Optional



## “Sigma”



### **Gebürsteter rostfreier Stahl AISI304**

Ständer – Ø 42,4 \* 2mm  
Handläufe – Ø 42,4 \* 2mm  
Glas – 8mm

*Brushed stainless steel AISI304*

*Stand – Ø 42,4 \* 2mm*

*Rail – Ø 42,4 \* 2mm*

*Glass – 8mm*

## “Alfa”




### **Gebürsteter rostfreier Stahl AISI304**

Ständer – Ø 42,4 \* 2mm  
Seil – 5mm

*Brushed stainless steel AISI304*


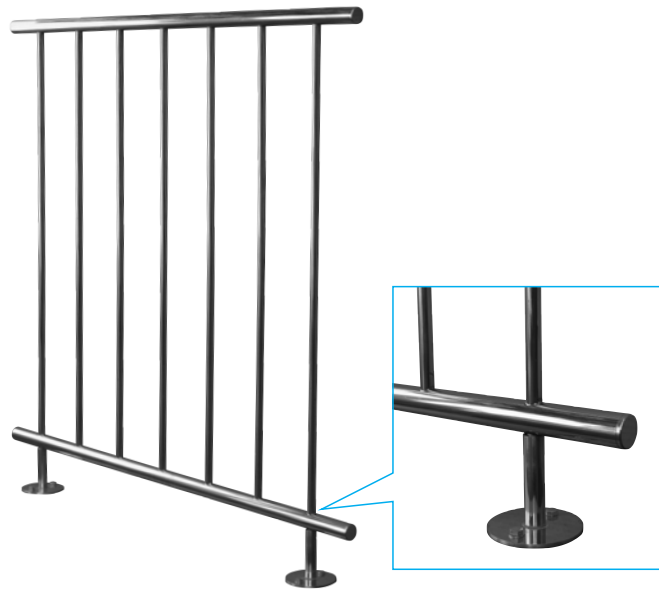
*Stand – Ø 42,4 \* 2mm*

*Wire ropes – 5mm*




**Unsere Arbeiten**  
*Our works*









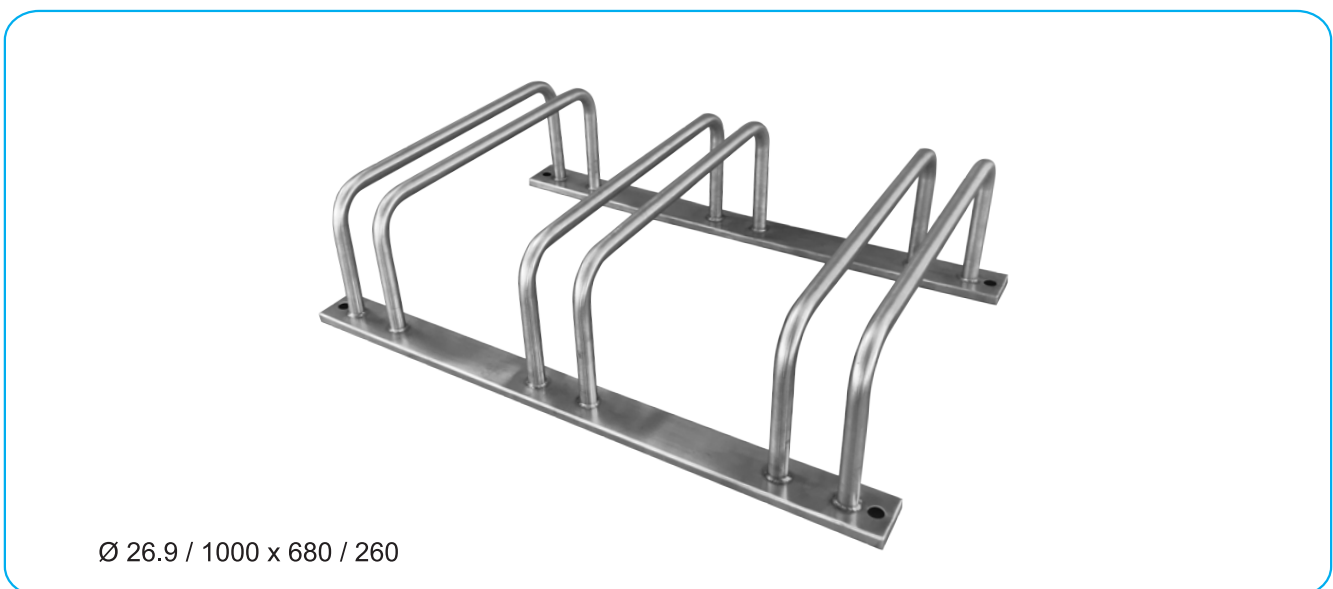


**Fahrradständer / *Bike racks***



«Wir stellen Fahrradständer aus gebürstetem AISI304-Edelstahl her.  
Wir komplettieren Module in allen Größen.»

*"We manufacture bicycle racks from AISI304 brushed stainless steel. Complete sections of all sizes."*







**Unterauftragung / Subcontracting**




**Dreh- und Fräsarbeiten**  
*CNC Mashined Parts*

**MAZAK QT 200M**



**MAZAK QT 15SP**







**Speziellen Hängeschloß**  
*Special padlock*



**Speziellen Hängeschloß**  
*Special padlock*



**Speziellen Hängeschloß**  
*Special padlock*



**Schloß für Schuhe**  
*Lock for boots*



**“Feststehendes Kohlenbecken”**  
*“Stationary grill”*



Größe:  
size (H, L, W, D):  
770x600x290x190mm

**“Tragbares Kohlenbecken”**  
*“Portable grill”*



Größe in zerlegter Form:  
600 x 290 x 290mm  
Größe im zusammengelegten Zustand:  
420 x 290 x 70mm  
Gewicht: 6.20kg

unfolded size:  
600 x 290 x 290mm  
folded size:  
420 x 290 x 70mm  
weight: 6.20kg



**Fach zum Laden von tragbaren Leuchten**  
*Charging cabinet for portable lights*

**Fach zum Laden von tragbaren Funkanlagen**  
*Charging cabinet for portable radio units*



Größe ( L, B, H):  
 size ( L, W, H):  
 200x200x250mm



Größe ( L, B, H):  
 size ( L, W, H):  
 200x200x250mm


**Eisenbahnschilder und Werkzeuge**  
*Railway signs and tools*





**Maßgefertigte Möbel für Haus und Hotels**  
*Custom-made furniture for home and hotels*










**Spiegel**  
**Mirrors**

















<b>INTRO</b>	
<b>HANDTUCHTROCKNER</b>	
<b>TOWEL WARMERS</b> .....	1
- Handtuchtrockner aus poliertem rostfreiem Stahl <i>Heated towel warmers from stainless steel</i> .....	2
- Elektrische Handtuchtrockner aus rostfreiem Stahl <i>Electric heated towel warmers made from stainless steel</i> .....	17
- Trockene elektrische Handtuchtrockners <i>Dry electric towel warmers</i> .....	26
- elektrischen Heizelemente <i>Electric heating elements</i> .....	29
- Handtuchtrockner aus Kupfer <i>Heated towel warmer made from copper</i> .....	32
- Elektrische Handtuchtrockner aus Kupfer <i>Electric heated towel warmer made from copper</i> .....	36
- Handtuchtrockner aus poliertem rostfreiem Stahl <i>Heated towel warmers from stainless steel</i> .....	40
- Zubehör <i>Components</i> .....	57
- Handtuchtrockner design <i>Our portfolio</i> .....	60
- Möglichkeit der Lackierung in RAL-Farben <i>Possibility of painting according to RAL catalogue</i> .....	73
<b>GELÄNDER UND METALLKONSTRUKTIONEN</b>	
<b>RAILINGS AND METAL STRUCTURES</b> .....	76
<b>FAHRRADSTÄNDER</b>	
<b>BIKE RACKS</b> .....	85
<b>UNTERAUFTRAGUNG (DREH- UND FRÄSARBEITEN)</b>	
<b>SUBCONTRACTING (CNC MASHINED PARTS)</b> .....	87
<b>MAßGEFERTIGTE MÖBEL FÜR HAUS UND HOTELS</b>	
<b>CUSTOM-MADE FURNITURE FOR HOME AND HOTELS</b> .....	94
- Spiegel <i>Mirrors</i> .....	98





**SIA "SEMKO"**

Tel. +371 6767 4526  
+371 2704 9639  
siasemko@inbox.lv

**www.rosela.lv**