

REAR CONNECTIONS

They allow connection to the system via GVR (Remote Valve Assembly) supplied as an accessory. This type of connectors, to be specified at the time of ordering, is provided **WITHOUT** additional charge.

traditional EXTERNAL CONNECTORS

These are designed for connection to the system via a **TRADITIONAL** Valve and Lockshield, supplied as accessories. This type of connector, which must be specified in the order, is supplied with an additional charge. The centre of the valve is 5 cm from the wall.

Standard connector R05
5 cm at the bottom

Connector RS1
Connection to Left

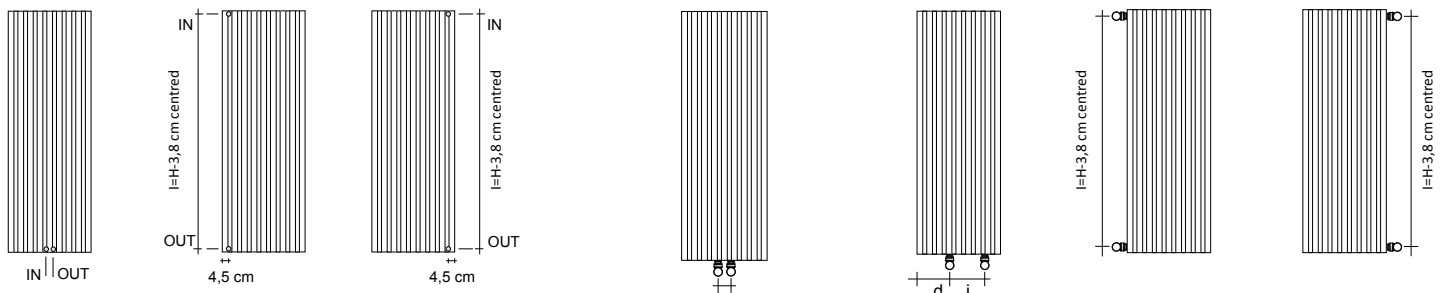
Connector RD1
Connection to Right

Connector upon request C05
Centred low connection at 5 cm

Connector B2M
CUSTOMISED external low connection

Connector on request 0S2
Connection to Left

Connector on request 0D2
Connection to Right



in this case, you need to specify "d" and "i" which must respect the following recommendations: i min.=5 cm d min.=2.5 cm

Standard convertible valves and GVR

For more information on the choice of valves, see p. 312

Code	Description	Finishes	Price (€)
Z1TLNR#ANR12...	Paired Valve + Lockshield - Copper angle 1/2" and/or Multi-layer 1/2"	Standard White Colour C1/C2/C3	
Z1KITRAC#001	6-part connector KIT: 2x Z1RAC#R12CRO / 2x Z1RAC#R14CRO / 2x Z1AC#M03CRO	Glossy Chrome	
Z1KITRAC#002	8-part connector KIT: 2x Z1RAC#R12CRO / 2x Z1RAC#R14CRO / 2x Z1RAC#M03CRO / 2x Z1RAC#M01CRO	Glossy Chrome	
GVR#1 GVRTG#1...	RECESSED Valve that can be fitted with a thermostat and Lockshield assembly for REMOTE connection RECESSED thermostatic valve and Lockshield assembly for REMOTE connection*	Chromed Plated	
GVRC#1... GVRTC#1...	RECESSED Valve that can be fitted with a thermostat and Lockshield assembly for REMOTE connection RECESSED thermostatic valve and Lockshield assembly for REMOTE connection*	Coloured Coloured	
Plated finishes: See table of Tubes special finishes Colored Finishes: see categories C0, C1, C2 and C3 of the Tubes color chart * The price does not include the cost of the thermostatic head (see page 320)			

Product code **SHV#180005R05ST9010R12COP9010**

ADDITIONAL COLOUR CHARGES

SHV#180005 Article code specified in the price table
 R05 Connector code see technical datasheet
 ST Standard support code
 9010 Colour/finish code specified in the Official TUBES COLOUR CHART
 R12 Standard fittings code
 COP9010 Covering Code

Finishes and Anodizing see page. 5 or the colour table provided at the end of this price list.

SIZES AVAILABLE TO ORDER:

All the sizes in HEIGHT every 1 mm starting from 40 cm up to 280 cm area AVAILABLE TO ORDER and the price is calculated upon request.

SINGLE


Height (cm)		60			80			100			140			160		
No of El.	L (cm)	Watt ΔT. 50°C	Watt ΔT. 30°C	Price (€)	Watt ΔT. 50°C	Watt ΔT. 30°C	Price (€)	Watt ΔT. 50°C	Watt ΔT. 30°C	Price (€)	Watt ΔT. 50°C	Watt ΔT. 30°C	Price (€)	Watt ΔT. 50°C	Watt ΔT. 30°C	Price (€)
3	17,6	279	143		353	181		424	216		559	282		623	313	
4	24,4	371	191		471	241		566	289		745	376		831	418	
5	31,2	464	238		588	301		707	361		931	470		1038	522	
6	38,0	557	286		706	361		848	432		1117	564		1246	626	
7	44,8	650	334		824	422		990	505		1304	659		1453	730	
8	51,6	743	382		942	482		1131	577		1490	753		1661	835	
9	58,4	836	430		1059	542		1272	649		1676	846		1869	939	
10	65,2	928	477		1177	603		1414	721		1862	940		2076	1043	
11	72,0	1021	525		1295	663		1555	793		2049	1035		2284	1148	
12	78,8	1114	573		1412	723		1697	865		2235	1129		2492	1253	
13	85,6	1207	620		1530	783										
14	92,4	1300	668		1648	844										
15	99,2	1393	716		1765	904										
16	106,0	1485	763		1883	964										
17	112,8	1578	811		2001	1024										
18	119,6	1671	859		2118	1084										
19	126,4	1764	907		2236	1145										
20	133,2	1857	954		2354	1205										

Height (cm)		180			200			220			240			280		
No of El.	L (cm)	Watt ΔT. 50°C	Watt ΔT. 30°C	Price (€)	Watt ΔT. 50°C	Watt ΔT. 30°C	Price (€)	Watt ΔT. 50°C	Watt ΔT. 30°C	Price (€)	Watt ΔT. 50°C	Watt ΔT. 30°C	Price (€)	Watt ΔT. 50°C	Watt ΔT. 30°C	Price (€)
3	17,6	686	345		747	376		806	407		865	437		1009	511	
4	24,4	914	460		995	501		1075	543		1153	583		1345	681	
5	31,2	1143	575		1244	627		1344	678		1442	729		1682	851	
6	38,0	1371	690		1493	752		1613	814		1730	874		2018	1021	
7	44,8	1600	805		1742	878		1882	950		2018	1020		2355	1192	
8	51,6	1828	920		1991	1003		2150	1085		2307	1166		2691	1362	
9	58,4	2057	1035		2240	1129		2419	1221		2595	1311		3027	1532	
10	65,2	2285	1150		2489	1254		2688	1357		2883	1457		3364	1702	
11	72,0	2514	1265		2738	1380		2957	1492		3172	1603		3700	1872	
12	78,8	2742	1380		2986	1505		3226	1628		3460	1748		4036	2042	

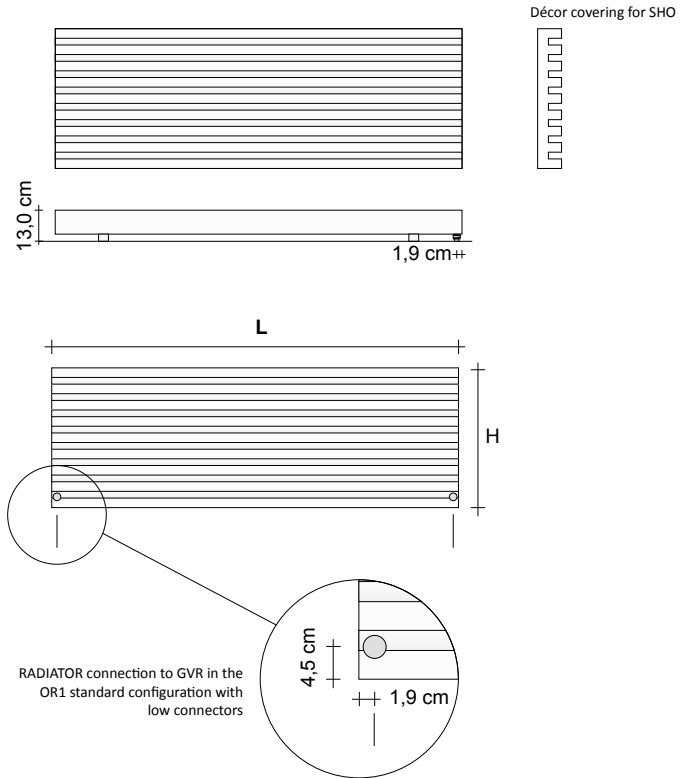
DOUBLE

Height (cm)		60			80			100			140			160		
No of El.	L (cm)	Watt ΔT. 50°C	Watt ΔT. 30°C	Price (€)	Watt ΔT. 50°C	Watt ΔT. 30°C	Price (€)	Watt ΔT. 50°C	Watt ΔT. 30°C	Price (€)	Watt ΔT. 50°C	Watt ΔT. 30°C	Price (€)	Watt ΔT. 50°C	Watt ΔT. 30°C	Price (€)
3	17,6	436	225		548	283		653	337		851	435		945	482	
4	24,4	582	301		730	377		871	449		1135	581		1260	642	
5	31,2	727	376		913	471		1089	561		1419	726		1575	803	
6	38,0	872	451		1096	566		1307	674		1703	871		1891	964	
7	44,8	1018	526		1278	660		1525	786		1987	1017		2206	1125	
8	51,6	1163	601		1461	754		1743	898		2271	1162		2521	1285	
9	58,4	1309	676		1644	848		1960	1010		2554	1307		2836	1446	
10	65,2	1454	751		1826	942		2178	1123		2838	1452		3151	1606	
11	72,0	1599	826		2009	1037										
12	78,8	1745	902		2191	1131										

Height (cm)		180			200			220			240		
No of El.	L (cm)	Watt ΔT. 50°C	Watt ΔT. 30°C	Price (€)	Watt ΔT. 50°C	Watt ΔT. 30°C	Price (€)	Watt ΔT. 50°C	Watt ΔT. 30°C	Price (€)	Watt ΔT. 50°C	Watt ΔT. 30°C	Price (€)
3	17,6	1036	529		1125	575		1211	620		1295	663	
4	24,4	1382	705		1500	767		1615	826		1727	885	
5	31,2	1727	882		1875	958		2018	1032		2159	1106	
6	38,0	2073	1058		2250	1150		2422	1239		2591	1327	
7	44,8	2418	1234		2625	1341							
8	51,6	2763	1410		2999	1533							



*Indicative (recommended) size since the position of the shelf is height-adjustable and can therefore be placed wherever suitable.




REAR CONNECTORS supplied as standard

These are designed for connection to the system via GVR (Remote Valve Assembly) supplied as an accessory. This type of connector, which must be specified in the order, is supplied AT NO additional charge.

Standard connector OR1

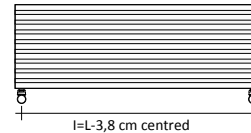
connector supplied as standard unless otherwise specified in the order



traditional EXTERNAL CONNECTORS

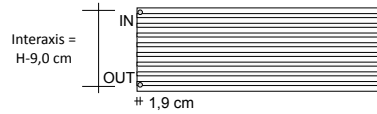
These are designed for connection to the system via a TRADITIONAL Valve and Lockshield, supplied as accessories. This type of connector, which must be specified in the order, is supplied WITH an additional charge . The centre of the valve is 5 cm from the wall.

Connector OB2



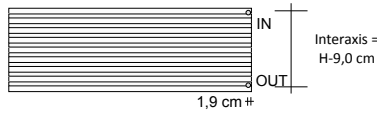
Connector RS2

supplied upon request AT NO additional charge



Connector RD2

supplied upon request AT NO additional charge



Standard convertible valves – Z1TLNR

	Code	Description	Finishes	Price (€)
	Z1TLNR#ANR12...	Paired Valve + Lockshield - Copper angle 1/2" and/or Multi-layer 1/2"	Standard White Colour C1/C2/C3	
	Z1KITRAC#001	6-part connector KIT: 2x Z1RAC#R12CRO / 2x Z1RAC#R14CRO / 2x Z1AC#M03CRO	Glossy Chrome	
	Z1KITRAC#002	8-part connector KIT: 2x Z1RAC#R12CRO / 2x Z1RAC#R14CRO / 2x Z1RAC#M03CRO / 2x Z1RAC#M01CRO	Glossy Chrome	

Product code **SHO#1400050R1ST9010R12COP9010**

ADDITIONAL COLOUR CHARGES

SHO#140005 Article code specified in the price table
 OR1 Connector code see technical datasheet
 ST Standard support code
 9010 Colour/finish code specified in the Official TUBES COLOUR CHART
 R12 Connector code
 COP9010 Covering Code

Finishes and Anodizing see page. 5 or the colour table provided at the end of this price list.

SIZES AVAILABLE TO ORDER:

All sizes in WIDTH every 1 mm starting from 40 cm up to 280 cm are AVAILABLE ON DEMAND and the price is calculated on request.


SINGLE

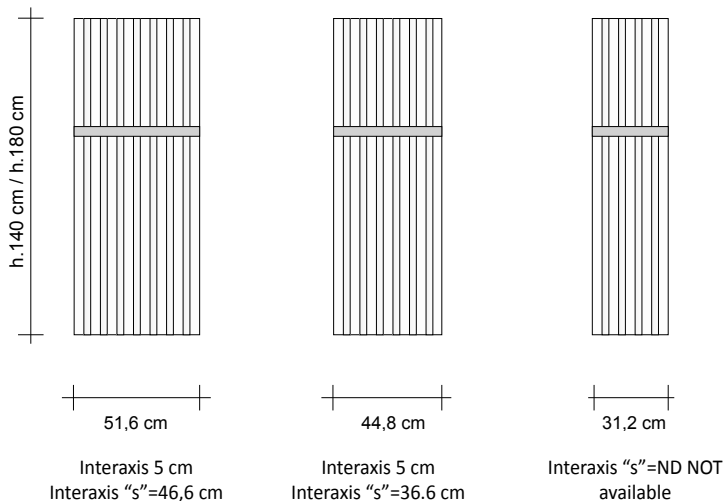
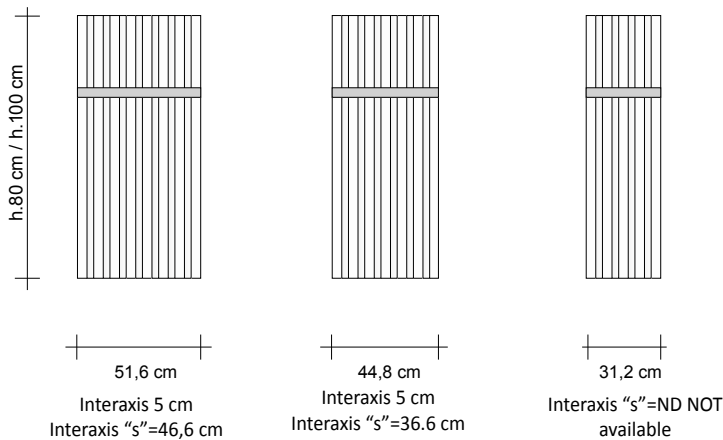
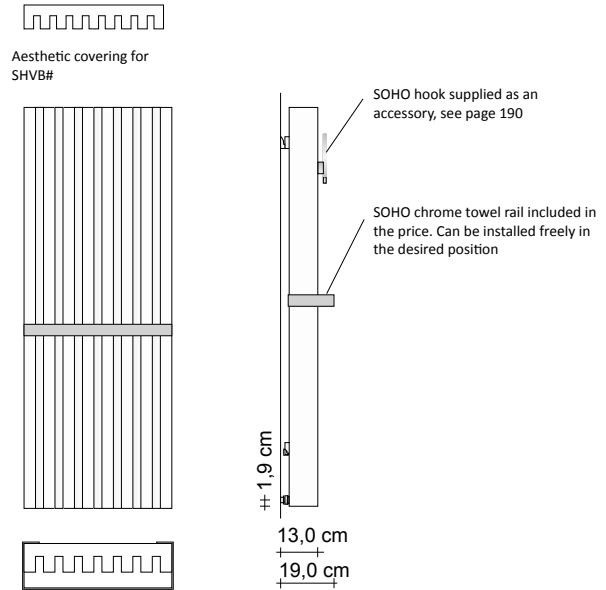
Width (cm)		60			80			100			140			160		
No of El.	H (cm)	Watt ΔT. 50°C	Watt ΔT. 30°C	Price (€)	Watt ΔT. 50°C	Watt ΔT. 30°C	Price (€)	Watt ΔT. 50°C	Watt ΔT. 30°C	Price (€)	Watt ΔT. 50°C	Watt ΔT. 30°C	Price (€)	Watt ΔT. 50°C	Watt ΔT. 30°C	Price (€)
3	17,6	146	79		195	106		243	132		341	185		389	211	
4	24,4	195	105		260	140		325	175		454	245		519	280	
5	31,2	234	126		312	167		390	209		545	292		623	334	
6	38,0	273	146		364	194		455	243		636	339		727	388	
7	44,8	318	166		424	221		530	277		742	387		848	443	
8	51,6	362	188		482	251		603	314		844	439		965	502	
9	58,4	405	210		540	280		675	350		946	491		1081	561	
10	65,2	451	236		602	314		752	393		1053	550		1203	628	
11	72,0	500	264		667	352		834	440		1167	616		1334	704	
12	78,8	549	293		732	390		915	488		1281	683		1464	780	

Width (cm)		180			200			220			240			280		
No of El.	H (cm)	Watt ΔT. 50°C	Watt ΔT. 30°C	Price (€)	Watt ΔT. 50°C	Watt ΔT. 30°C	Price (€)	Watt ΔT. 50°C	Watt ΔT. 30°C	Price (€)	Watt ΔT. 50°C	Watt ΔT. 30°C	Price (€)	Watt ΔT. 50°C	Watt ΔT. 30°C	Price (€)
3	17,6	438	237		487	264		536	291		584	317		682	370	
4	24,4	584	315		649	350		714	385		779	420		909	490	
5	31,2	701	376		779	418		857	460		935	502		1091	585	
6	38,0	818	437		909	485		1000	534		1091	582		1273	679	
7	44,8	954	498		1061	554		1167	609		1273	665		1485	775	
8	51,6	1085	565		1206	628		1326	690		1447	753		1688	878	
9	58,4	1216	631		1351	701		1486	771		1621	841		1891	981	
10	65,2	1354	707		1504	786		1655	864		1805	943		2106	1100	
11	72,0	1500	791		1667	879		1834	968		2000	1055		2334	1231	
12	78,8	1647	878		1830	975		2013	1073		2196	1170		2562	1365	

Remote valve assembly – GVR

For more information on the choice of valves, see p. 312


	Code	Description	Finishes	Price (€)
	GVR#1	RECESSED Valve that can be fitted with a thermostat and Lockshield assembly for REMOTE connection	Chromed	
GVRTG#1...	RECESSED thermostatic valve and Lockshield assembly for REMOTE connection*	Plated		
GVRC#1...	RECESSED Valve that can be fitted with a thermostat and Lockshield assembly for REMOTE connection	Coloured		
GVRTC#1...	RECESSED thermostatic valve and Lockshield assembly for REMOTE connection*	Coloured		
Plated finishes: See table of Tubes special finishes Colored Finishes: see categories C0, C1, C2 and C3 of the Tubes color chart * The price does not include the cost of the thermostatic head (see page 320)				



POSSIBLE CONNECTORS

SOHO BATHROOM is available with rear connectors designed for connection to the system via GVR (Remote Valve Assembly) or with the double connector C5B designed for connection via traditional valves both with the centred 5 cm interaxis and with the specific interaxis "S". This type of connector, which must be specified in the order, is supplied AT NO additional charge. For other types of connectors, consult the Soho Vertical on page 160.

**Connector on request
R05**



IN | OUT
l=5 cm centred

Centred rear connection at 5 cm. Requires assembly of GVR, supplied as an accessory.

Standard Connector C5B



double interaxis
i=5 cm and "S"

Double connector with low connection both centred at 5 cm as well as with heated towel rail interaxis "S", valves not included

SHVB#130007 **Article code specified in the price table**
 C5B Connector code see technical datasheet
 ST Standard support code
 916P Colour/finish code specified in the Official TUBES COLOUR CHART

ADDITIONAL COLOUR CHARGES
 Finishes and Anodizing see page. 5 or the colour table provided at the end of this price list.

ACCESSORIES

Code GVR Remote Valve Assembly, CHROME finish
 Code GVRC Remote Valve Assembly COLOURED finish

SIZES AVAILABLE TO ORDER:

All the sizes in HEIGHT every 1 mm starting from 60 cm up to 200 cm area AVAILABLE TO ORDER and the price is calculated upon request.

H (cm)	L (cm)	COLOURED version				ANODIZED version					
		Model	Watt ΔT. 50°C	Watt ΔT. 30°C	Price White matt (€)	Price Category C1/C2 (€)	Price Category Cat. C3 (€)	Model	Watt ΔT. 50°C	Watt ΔT. 30°C	Anodised A0 (€)
80,0	31,2	SHVB#080005	588	301				SHVBA#080005	576	295	
80,0	44,8	SHVB#080007	824	422				SHVBA#080007	808	413	
80,0	51,6	SHVB#080008	942	482				SHVBA#080008	923	473	
100,0	31,2	SHVB#100005	707	361				SHVBA#100005	693	353	
100,0	44,8	SHVB#100007	990	505				SHVBA#100007	970	495	
100,0	51,6	SHVB#100008	1131	577				SHVBA#100008	1108	565	
140,0	31,2	SHVB#140005	931	470				SHVBA#140005	912	461	
140,0	44,8	SHVB#140007	1304	659				SHVBA#140007	1278	645	
140,0	51,6	SHVB#140008	1490	753				SHVBA#140008	1460	738	
180,0	31,2	SHVB#180005	1143	575				SHVBA#180005	1119	564	
180,0	44,8	SHVB#180007	1600	805				SHVBA#180007	1568	789	
180,0	51,6	SHVB#180008	1828	920				SHVBA#180008	1791	902	



SOHO CHROME-PLATED towel rail



SOHO CHROME-PLATED hook



SOHO COLOURED Towel rail

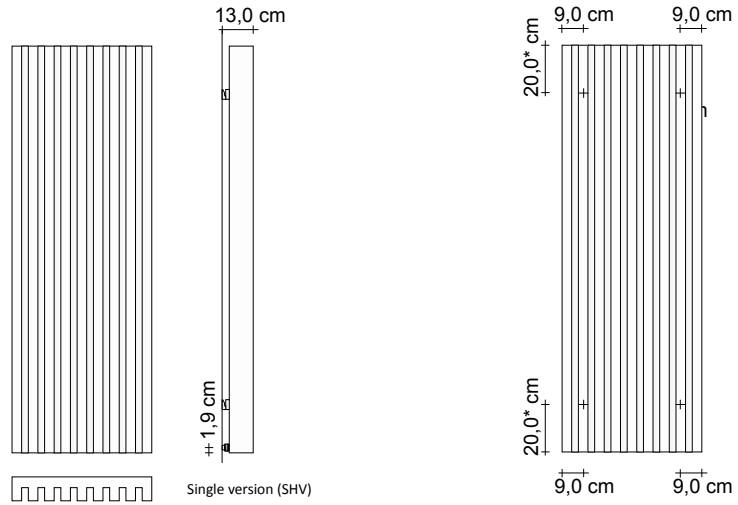


SOHO COLOURED hook

Standard convertible valves and GVR

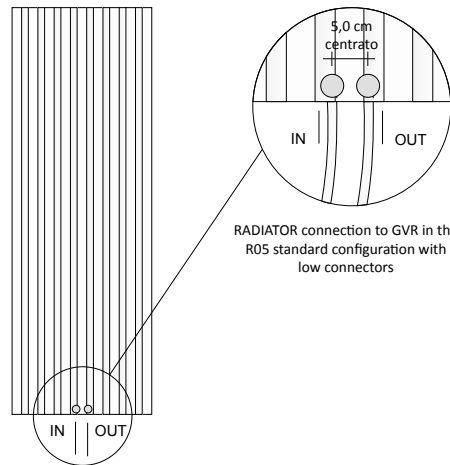
For more information on the choice of valves, see p. 312

Code	Description	Finishes		Price (€)
		Standard White Colour C1/C2/C3	Glossy Chrome	
Z1TLNR#ANR12...	Paired Valve + Lockshield - Copper angle 1/2" and/or Multi-layer 1/2"			
Z1KITRAC#001	6-part connector KIT: 2x Z1RAC#R12CRO / 2x Z1RAC#R14CRO / 2x Z1AC#M03CRO			
Z1KITRAC#002	8-part connector KIT: 2x Z1RAC#R12CRO / 2x Z1RAC#R14CRO / 2x Z1RAC#M03CRO / 2x Z1RAC#M01CRO			
GVR#1 GVRTG#1...	RECESSED Valve that can be fitted with a thermostat and Lockshield assembly for REMOTE connection RECESSED thermostatic valve and Lockshield assembly for REMOTE connection*	Chromed Plated		
GVR#1... GVRTC#1...	RECESSED Valve that can be fitted with a thermostat and Lockshield assembly for REMOTE connection RECESSED thermostatic valve and Lockshield assembly for REMOTE connection*	Coloured Coloured		
Plated finishes: See table of Tubes special finishes Colored Finishes: see categories C0, C1, C2 and C3 of the Tubes color chart * The price does not include the cost of the thermostatic head (see page 320)				



Single version (SHV)

*Indicative (recommended) size since the position of the shelf is height-adjustable and can therefore be placed wherever suitable.



RADIATOR connection to GVR in the R05 standard configuration with low connectors

REAR CONNECTIONS

They allow connection to the system via GVR (Remote Valve Assembly) supplied as an accessory. This type of connectors, to be specified at the time of ordering, is provided WITHOUT additional charge.

traditional EXTERNAL CONNECTORS

These are designed for connection to the system via a TRADITIONAL Valve and Lockshield, supplied as accessories. This type of connector, which must be specified in the order, is supplied WITH an additional charge . The centre of the valve is 5 cm from the wall.

Standard connector R05
5 cm at the bottom

Connector RS1
Connection to Left




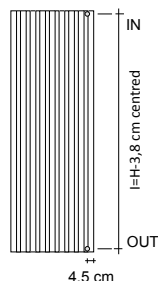

Connector RD1
Connection to Right

Connector upon request C05
Centred low connection at 5 cm

Connector B2M
CUSTOMISED external low connection

Connector on request OS2
Connection to Left

Connector on request OD2
Connection to Right



in this case, you need to specify "d" and "i" which must respect the following recommendations:
i min.=5 cm d min.=2.5 cm

Product code **SHVA#180004R05STANARR12COP0CRO**

SHVA#180004 Article code specified in the price table
 R05 Connector code see technical datasheet
 ST Standard support code
 ANAR Colour/finish code specified in the Official TUBES COLOUR CHART
 R12 Connector code
 COP0CRO Covering Code

ADDITIONAL COLOUR CHARGES

Finishes and Anodizing see page. 5 or the colour table provided at the end of this price list.

SIZES AVAILABLE TO ORDER:


All the sizes in HEIGHT every 1 mm starting from 60 cm up to 200 cm area AVAILABLE TO ORDER and the price is calculated upon request.

SINGLE ANODISED

Height (cm)	No of El.	L (cm)	80			100			140			180		
			Watt ΔT. 50°C	Watt ΔT. 30°C	Price (€)	Watt ΔT. 50°C	Watt ΔT. 30°C	Price (€)	Watt ΔT. 50°C	Watt ΔT. 30°C	Price (€)	Watt ΔT. 50°C	Watt ΔT. 30°C	Price (€)
3		17,6	346	177		416	212		548	277		672	338	
4		24,4	462	236		555	283		730	369		896	451	
5		31,2	576	295		693	353		912	461		1120	564	
6		38,0	692	354		831	424		1095	553		1344	676	
7		44,8	808	413		970	495		1278	645		1568	789	
8		51,6	923	473		1108	565		1460	738		1791	902	
9		58,4	1038	531		1247	636		1642	830		2016	1015	
10		65,2	1153	591		1386	707		1825	922		2239	1127	
11		72,0	1269	650		1524	777		2008	1014		2464	1240	
12		78,8	1384	708		1663	848		2190	1106		2687	1352	


The prices specified in the table refer to the Silver Anodised Aluminium finish.


Standard convertible valves – Z1TLNR

	Code	Description	Finishes	Price (€)
	Z1TLNR#ANR12...	Paired Valve + Lockshield - Copper angle 1/2" and/or Multi-layer 1/2"	Standard White Colour C1/C2/C3	
	Z1KITRAC#001	6-part connector KIT: - 2x Z1RAC#R12CRO - 2x Z1RAC#R14CRO - 2x Z1AC#M03CRO	Glossy Chrome	
	Z1KITRAC#002	8-part connector KIT: - 2x Z1RAC#R12CRO - 2x Z1RAC#R14CRO - 2x Z1RAC#M03CRO - 2x Z1RAC#M01CRO	Glossy Chrome	

Remote valve assembly – GVR

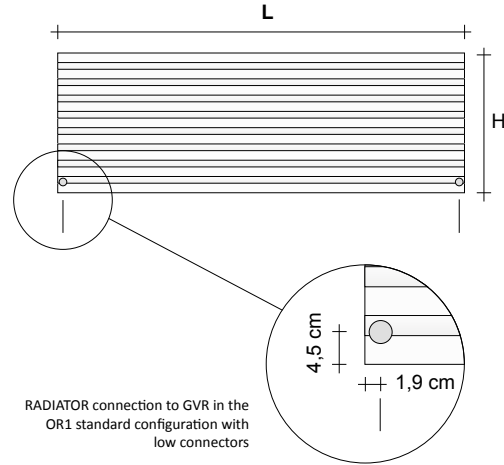

For more information on the choice of valves, see p. 312

	Code	Description	Finishes	Price (€)
	GVR#1	RECESSED Valve that can be fitted with a thermostat and Lockshield assembly for REMOTE connection	Chromed Plated	
	GVRTG#1...	RECESSED thermostatic valve and Lockshield assembly for REMOTE connection*		
	GVRC#1...	RECESSED Valve that can be fitted with a thermostat and Lockshield assembly for REMOTE connection	Coloured Coloured	
GVRTC#1...	RECESSED thermostatic valve and Lockshield assembly for REMOTE connection*			
Plated finishes: See table of Tubes special finishes Colored Finishes: see categories C0, C1, C2 and C3 of the Tubes color chart * The price does not include the cost of the thermostatic head (see page 320)				



*Indicative (recommended) size since the position of the shelf is height-adjustable and can therefore be placed wherever suitable.

Décor covering for SHO



REAR CONNECTORS supplied as standard


These are designed for connection to the system via GVR (Remote Valve Assembly) supplied as an accessory. This type of connector, which must be specified in the order, is supplied AT NO additional charge.

traditional EXTERNAL CONNECTORS

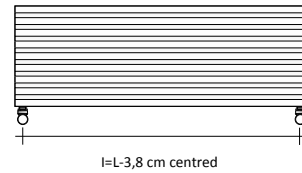
These are designed for connection to the system via a TRADITIONAL Valve and Lockshield, supplied as accessories. This type of connector, which must be specified in the order, is supplied WITH an additional charge . The centre of the valve is 5 cm from the wall.

Standard connector OR1

connector supplied as standard unless otherwise specified in the order

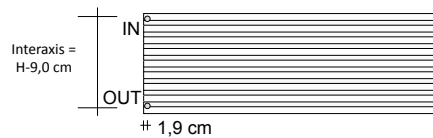


Connector OB2



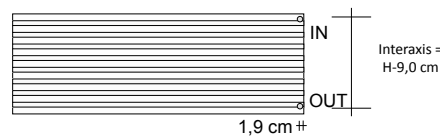
Connector RS2

supplied upon request AT NO additional charge



Connector RD2

supplied upon request AT NO additional charge



Product code **SHOA#1700040R1STANARR12COP0CRO**

SHOA#170004 Article code specified in the price table
 OR1 Connector code see technical datasheet
 ST Standard support code
 ANAR Colour/finish code specified in the Official TUBES COLOUR CHART
 R12 Connector code
 COP0CRO Covering Code

ADDITIONAL COLOUR CHARGES

Finishes and Anodizing see page. 5 or the colour table provided at the end of this price list.

SIZES AVAILABLE TO ORDER:


All the sizes in WIDTH every 1 mm starting from 60 cm up to 200 cm area AVAILABLE TO ORDER and the price is calculated upon request.

SINGLE HORIZONTAL ANODISED

Width (cm)		80			100			140			180		
No of El.	H (cm)	Watt ΔT. 50°C	Watt ΔT. 30°C	Price (€)	Watt ΔT. 50°C	Watt ΔT. 30°C	Price (€)	Watt ΔT. 50°C	Watt ΔT. 30°C	Price (€)	Watt ΔT. 50°C	Watt ΔT. 30°C	Price (€)
3	17,6	185	100		231	125		324	176		416	226	
4	24,4	247	133		309	167		431	233		555	299	
5	31,2	296	159		371	199		518	278		666	357	
6	38,0	346	185		432	231		604	322		777	415	
7	44,8	403	210		504	263		705	368		906	473	
8	51,6	458	238		573	298		802	417		1031	536	
9	58,4	513	266		641	333		899	466		1155	599	
10	65,2	572	299		714	373		1000	523		1286	672	
11	72,0	634	334		792	418		1109	585		1425	752	
12	78,8	695	371		869	463		1217	648		1565	834	


The prices specified in the table refer to the Silver Anodised Aluminium finish.

Standard convertible valves – Z1TLNR

	Code	Description	Finishes	Price (€)
	Z1TLNR#ANR12...	Paired Valve + Lockshield - Copper angle 1/2" and/or Multi-layer 1/2"	Standard White Colour C1/C2/C3	
	Z1KITRAC#001	6-part connector KIT: - 2x Z1RAC#R12CRO - 2x Z1RAC#R14CRO - 2x Z1AC#M03CRO	Glossy Chrome	
	Z1KITRAC#002	8-part connector KIT: - 2x Z1RAC#R12CRO - 2x Z1RAC#R14CRO - 2x Z1RAC#M03CRO - 2x Z1RAC#M01CRO	Glossy Chrome	

Remote valve assembly – GVR

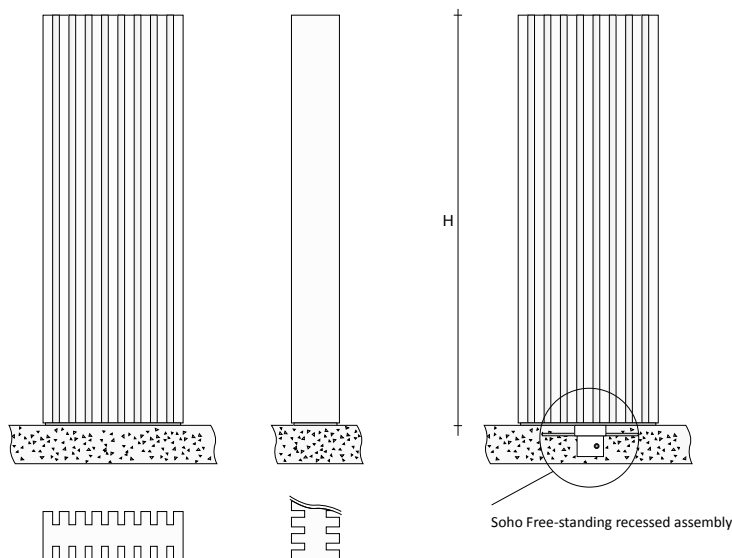
For more information on the choice of valves, see p. 312

	Code	Description	Finishes	Price (€)
	GVR#1	RECESSED Valve that can be fitted with a thermostat and Lockshield assembly for REMOTE connection	Chromed Plated	
	GVRTG#1...	RECESSED thermostatic valve and Lockshield assembly for REMOTE connection*		
	GVRC#1...	RECESSED Valve that can be fitted with a thermostat and Lockshield assembly for REMOTE connection	Coloured Coloured	
	GVRTC#1...	RECESSED thermostatic valve and Lockshield assembly for REMOTE connection*		
Plated finishes: See table of Tubes special finishes Colored Finishes: see categories C0, C1, C2 and C3 of the Tubes color chart * The price does not include the cost of the thermostatic head (see page 320)				

SOHO FREE-STANDING VERTICAL DOUBLE HYDRAULIC

DESIGN radiator with hydraulic system in ALUMINUM

Price for radiator in Standard White code 9010 where specified and standard connectors – VAT and transport excluded.



Product code **SHVDF#1600039010COP9010**

SHVDF#160003 Article code specified in the price table
 ST Standard support code
 9010 Colour/finish code specified in the Official TUBES COLOUR CHART
 R12 Connector code
 COP9010 Covering Code

ADDITIONAL COLOUR CHARGES

Finishes and Anodizing see page. 5 or the colour table provided at the end of this price list.

FREESTANDING DOUBLE

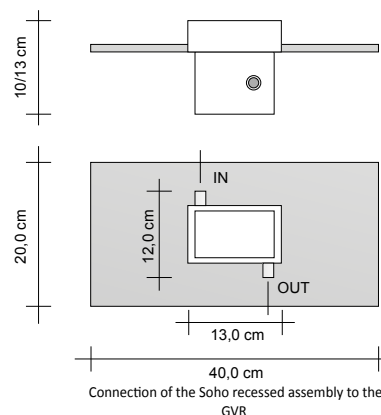
Height (cm)	60			80			100			140			160			180			
No of El.	L (cm)	Watt ΔT. 50°C	Watt ΔT. 30°C	Price (€)	Watt ΔT. 50°C	Watt ΔT. 30°C	Price (€)	Watt ΔT. 50°C	Watt ΔT. 30°C	Price (€)	Watt ΔT. 50°C	Watt ΔT. 30°C	Price (€)	Watt ΔT. 50°C	Watt ΔT. 30°C	Price (€)	Watt ΔT. 50°C	Watt ΔT. 30°C	Price (€)
3	17,6	436	225		548	283		653	337		851	435		945	482		1036	529	
4	24,4	582	301		730	377		871	449		1135	581		1260	642		1382	705	
5	31,2	727	376		913	471		1089	561		1419	726		1575	803		1727	882	
6	38,0	872	451		1096	566		1307	674		1703	871		1891	964		2073	1058	
7	44,8	1018	526		1278	660		1525	786		1987	1017		2206	1125		2418	1234	
8	51,6	1163	601		1461	754													
9	58,4	1309	676		1644	848													
10	65,2	1454	751		1826	942													
11	72,0	1599	826		2009	1037													
12	78,8	1745	902		2191	1131													

SOHO VERT. DOUBLE FREE-STANDING RECESS (recessed part)

Model	Price (€)
INCSHVDF#	Recessed part SOHO vertical double

FLOOR RECESSED ASSEMBLY Code INCSHVDF


The recessed assembly can also be ordered separately and it is compulsory in order to install it in the Soho Free-standing. This recessed assembly is connected to the central heating system via the GVR



SOHO FREE-STANDING HORIZONTAL DOUBLE HYDRAULIC

ELEMENTS hydraulic collection

Price for radiator in Standard White code 9010 where specified and standard connectors – VAT and transport excluded.



FREESTANDING DOUBLE

Width (cm)	100			140			160			180			200			
No of El.	H (cm)	Watt ΔT. 50°C	Watt ΔT. 30°C	Price (€)	Watt ΔT. 50°C	Watt ΔT. 30°C	Price (€)	Watt ΔT. 50°C	Watt ΔT. 30°C	Price (€)	Watt ΔT. 50°C	Watt ΔT. 30°C	Price (€)	Watt ΔT. 50°C	Watt ΔT. 30°C	Price (€)
3	29,6	282	149		386	203		444	234		507	267		574	303	
4	36,4	376	199		515	271		592	312		676	356		766	404	
5	43,2	470	248		644	338		740	389		844	445		957	505	
6	50,0	564	298		773	406		888	467		1013	534		1148	606	
7	56,8	658	347		901	474		1037	546		1182	623		1340	707	

CONNECTORS INTERAXIS = L - 5 cm

Width (cm)	220			240			280			
No of El.	H (cm)	Watt ΔT. 50°C	Watt ΔT. 30°C	Price (€)	Watt ΔT. 50°C	Watt ΔT. 30°C	Price (€)	Watt ΔT. 50°C	Watt ΔT. 30°C	Price (€)
3	29,6	647	342		706	374		824	437	
4	36,4	863	456		941	498		1098	582	
5	43,2	1079	570		1177	623		1373	727	

CONNECTORS INTERAXIS = L - 5 cm

ADDITIONAL COLOUR CHARGES

Finishes and Anodizing see page. 5 or the colour table provided at the end of this price list.

Remote valve assembly – GVR

For more information on the choice of valves, see p. 312

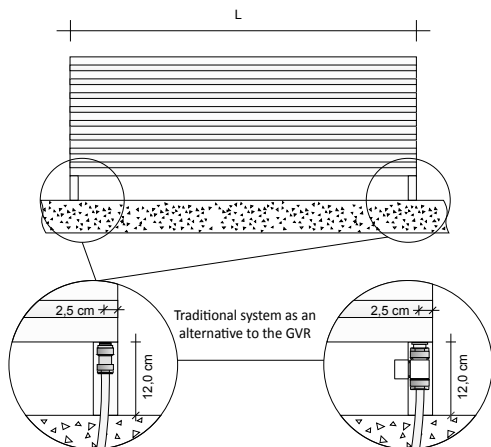
Code	Description	Finishes	Price (€)
GVR#1	RECESSED Valve that can be fitted with a thermostat and Lockshield assembly for REMOTE connection	Chromed Plated	
GVRTG#1...	RECESSED thermostatic valve and Lockshield assembly for REMOTE connection*		
GVRC#1...	RECESSED Valve that can be fitted with a thermostat and Lockshield assembly for REMOTE connection	Coloured Coloured	
GVRTC#1...	RECESSED thermostatic valve and Lockshield assembly for REMOTE connection*		
Plated finishes: See table of Tubes special finishes Colored Finishes: see categories C0, C1, C2 and C3 of the Tubes color chart * The price does not include the cost of the thermostatic head (see page 320)			



Valve for SOHO FREE-STANDING Horizontal DOUBLE - Z1SHNR

Code	Description	Finishes	*Price (€)
Z1SHNR#	Valve for SOHO Free-standing Horizontal DOUBLE		
Z1RAC#...	Fitting for valve Z SHNR (2 PCS)	Glossy Chrome	

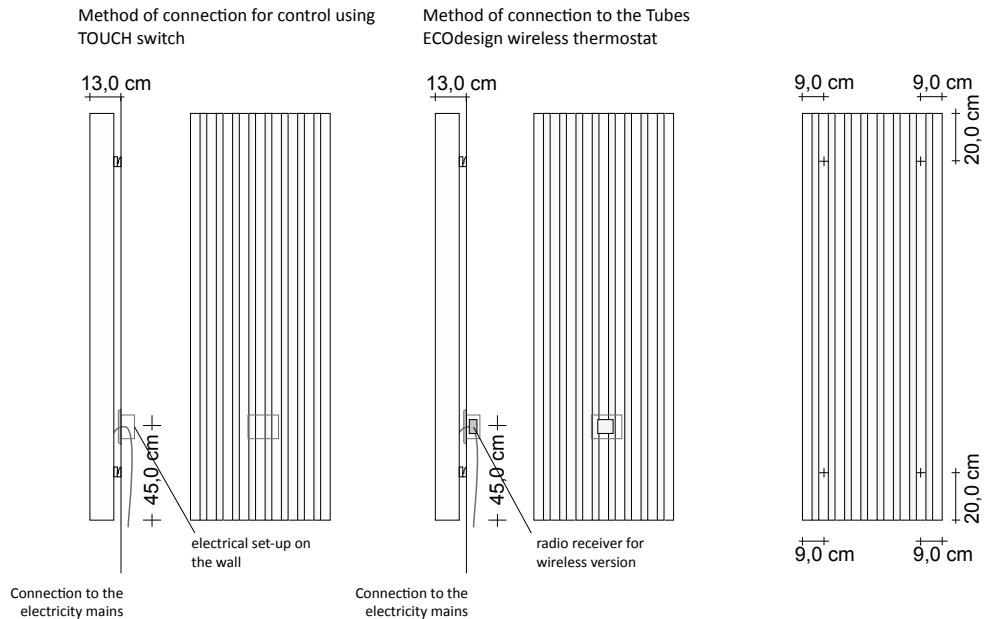
Paired special STRAIGHT Valve and Lockshield for SOHO Free-standing Horizontal Double



Connection to the Remote Valve Assembly GVR with SH1 connectors
Connection fittings NOT supplied

Connection to the central heating system via special Valves code Z1SHNR# SH2 Connectors with an extra charge of € 50.00

Price per radiator in Standard Tubes colour / Anodised Silver if specified – VAT and transport excluded.



ADDITIONAL COLOUR CHARGES

Finishes and Anodizing see page. 5 or the colour table provided at the end of this price list.

SOHO ELECTRIC - Coloured and Anodised

Code Colour Version	H (cm)	L (cm)	Electrical Resistance (Watts)	Price Standard White Cat. C0 (€)	Price Category C1/C2 (€)	Price Category Cat. C3 (€)	Code Anodised Version	Anodised Finish A0 Silver (€)
Electrical version with Connection Cable								
SHVELC#140003	140,0	17,6	500 W				SHVAELC#140003	
SHVELC#140005	140,0	31,2	800 W				SHVAELC#140005	
SHVELC#140007	140,0	44,8	1100 W				SHVAELC#140007	
SHVELC#180003	180,0	17,6	650 W				SHVAELC#180003	
SHVELC#180005	180,0	31,2	1000 W				SHVAELC#180005	
SHVELC#180007	180,0	44,8	1350 W				SHVAELC#180007	
Electrical version with Connection Cable, adjustment and programming via Wireless Thermostat (ZRF007)								
SHVEWC#140003	140,0	17,6	500 W				SHVAEWC#140003	
SHVEWC#140005	140,0	31,2	800 W				SHVAEWC#140005	
SHVEWC#140007	140,0	44,8	1100 W				SHVAEWC#140007	
SHVEWC#180003	180,0	17,6	650 W				SHVAEWC#180003	
SHVEWC#180005	180,0	31,2	1000 W				SHVAEWC#180005	
SHVEWC#180007	180,0	44,8	1350 W				SHVAEWC#180007	
Version with control and adjustment via TOUCH Switch								
SHVEL#140003	140,0	17,6	500 W				SHVAEL#140003	
SHVEL#140005	140,0	31,2	800 W				SHVAEL#140005	
SHVEL#140007	140,0	44,8	1100 W				SHVAEL#140007	
SHVEL#180003	180,0	17,6	650 W				SHVAEL#180003	
SHVEL#180005	180,0	31,2	1000 W				SHVAEL#180005	
SHVEL#180007	180,0	44,8	1350 W				SHVAEL#180007	



SOHO CHROME-PLATED towel rail



SOHO PLATED hook



Towel rail SOHO COLOURED



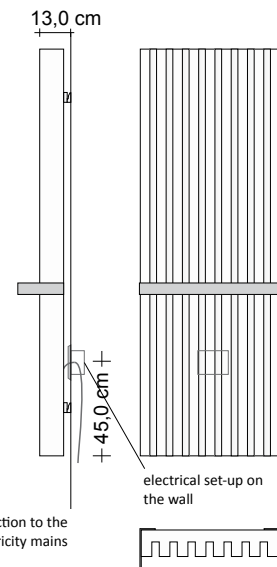
SOHO COLOURED hook

Model	Descrizione	Finishes	Price (€)
GALVANIC finish ZASHEG#AP... ZASHEG#PS003... ZASHEG#PS005... ZASHEG#PS007...	Open galvanic hook for SOHO ELECTRICAL Coloured Towel rail for SOHO ELECTRIC SHVE 3 elements Coloured Towel rail for SOHO ELECTRIC SHVE 5 elements Coloured Towel rail for SOHO ELECTRIC SHVE 7 elements	Galvanic finish cat. G0, G1, G2, G3 and G5 (except brushed)	
COLOURED finish ZASHE#AP... ZASHE#PS003... ZASHE#PS005... ZASHE#PS007...	Open coloured hook for SOHO ELECTRICAL Coloured Towel rail for SOHO ELECTRIC SHVE 3 elements Coloured Towel rail for SOHO ELECTRIC SHVE 5 elements Coloured Towel rail for SOHO ELECTRIC SHVE 7 elements	Tubes Colours* cat. C0, C1, C2, C3	


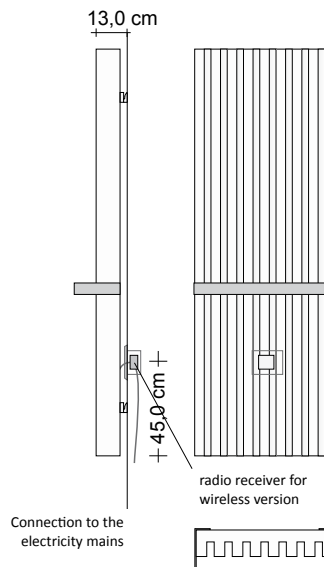
Price per radiator in Matt White colour code 916P / Anodised Silver if specified – VAT and transport excluded.



Method of connection for control using TOUCH switch



Method of connection to the Tubes ECOdesign wireless thermostat



The SOHO BATHROOM ELECTRIC is provided with the towel rail in chrome finish.

Code Colour Version	H (cm)	L (cm)	Electrical Resistance (Watts)	Price Matt white/C0 (€)	Price Category C1/C2 (€)	Price Category Cat. C3 (€)	Code Anodised Version	Anodised Finish A0 Silver (€)
Electrical version with Connection Cable								
SHVBELC#140005	140,0	31,2	800 W				SHVBAELC#140005	
SHVBELC#140007	140,0	44,8	1100 W				SHVBAELC#140007	
SHVBELC#180005	180,0	31,2	1000 W				SHVBAELC#180005	
SHVBELC#180007	180,0	44,8	1350 W				SHVBAELC#180007	
Electrical version with Connection Cable, adjustment and programming via Wireless Thermostat (ZRF007)								
SHVBEWC#140005	140,0	31,2	800 W				SHVBAEWC#140005	
SHVBEWC#140007	140,0	44,8	1100 W				SHVBAEWC#140007	
SHVBEWC#180005	180,0	31,2	1000 W				SHVBAEWC#180005	
SHVBEWC#180007	180,0	44,8	1350 W				SHVBAEWC#180007	
Version with control and adjustment via TOUCH Switch								
SHVBEL#140005	140,0	31,2	800 W				SHVBAEL#140005	
SHVBEL#140007	140,0	44,8	1100 W				SHVBAEL#140007	
SHVBEL#180005	180,0	31,2	1000 W				SHVBAEL#180005	
SHVBEL#180007	180,0	44,8	1350 W				SHVBAEL#180007	

Product code SHVBEL#140005ST9010COP9010

SHVBEL#140005 Article code specified in the price table
 9010 Colour/finish code specified in the Official TUBES COLOUR CHART
 COP9010 Covering Code

ADDITIONAL COLOUR CHARGES

Finishes and Anodizing see page. 5 or the colour table provided at the end of this price list.